

Illegal Wildlife Trade and the European Union

An analysis of EU-TWIX seizure data for the period 2007-2011

October 2013

Victoria Mundy-Taylor

A TRAFFIC Report prepared for the European Commission

Contract 070307/2010/574210/SER/E2

TRAFFIC
the wildlife trade monitoring network



Report prepared by TRAFFIC for the European
Commission under Contract
070307/2010/574210/SER/E2

All material appearing in this publication is
copyrighted and may be reproduced with permission.
Any reproduction in full or in part of this publication
must credit the European Commission as the
copyright owner.

The views of the authors expressed in this
publication do not necessarily reflect those of the
European Commission, the TRAFFIC network, WWF
or IUCN.

The designation of geographical entities in this
publication, and the presentation of the material, do
not imply the expression of any opinion whatsoever
on the part of the European Commission, TRAFFIC or
its supporting organizations concerning the legal
status of any country, territory, or area, or its
authorities, or concerning the delimitation of its
frontiers or boundaries.

The TRAFFIC symbol copyright and Registered
Trademark ownership is held by WWF. TRAFFIC is a
strategic alliance of WWF and IUCN.

Suggested citation: Mundy-Taylor, V. (2013). *Illegal
Wildlife Trade and the European Union: an analysis of
EU-TWIX seizure data for the period 2007-2011*.
Report prepared for the European Commission.

Table of contents

Introduction	1
Methodology	2
1. General trends	4
2. Trends by commodity group	11
a. Medicinals.....	11
b. Ivory	20
c. Reptiles.....	25
d. Birds	35
e. Mammals	39
f. Plants.....	41
3. Conclusions and recommendations	44

Introduction

The European Union Trade in Wildlife Information eXchange (hereafter EU-TWIX) was established in 2005 as a tool to facilitate information exchange and international co-operation between law enforcement officials across the European Union (EU). It is a joint initiative of the Belgian Federal Police, Customs and CITES Management Authority, and TRAFFIC, and is currently managed by an administrator based at TRAFFIC on behalf of the four project partners. The project has received funding from the European Commission (DG Environment and DG Home Affairs) and the governments of Belgium, Czech Republic, Finland, France, Germany, Italy, Latvia, the Netherlands, Slovakia, Spain and the United Kingdom.

EU-TWIX comprises two main components: (i) the EU-TWIX mailing list, which allows for efficient sharing of enforcement information between designated officials; and (ii) an online database, which centralises data on wildlife trade seizures submitted by EU enforcement agencies (police, Customs, environmental inspection services and CITES Management Authorities). To date (October 2013), the database holds data on over 37 000 seizures, with data entry taking place via two main routes: (i) in the case of Customs data for most Member States, transferred to EU-TWIX via the World Customs Organization (WCO); and (ii) for other data, such as information from internal control agencies, by direct entry into the database via the EU-TWIX website by Focal Points from relevant Member State agencies. Seizure information contained in the database may include aspects such as (noting that not all of this information is always provided by Member States):

- the date of the seizure;
- the reporting authority;
- whether the seizure took place at a border (and, if so, whether on import, (re-)export or while in transit) or as a result of internal controls;
- the location of the seizure (e.g. airport, mail centre, maritime port) and any known methods of concealment of the specimens;
- the reason for which the seizure was made (e.g. a lack of, or invalid, CITES documentation);
- the trade route (countries/territories of export, transit, destination);
- the CITES description of the goods involved (see **Appendix I**);
- the quantity of specimens involved (e.g. number of specimens, mass or volume, including the relevant unit);
- the species involved and its relevant CITES/EU Wildlife Trade Regulations listing; and
- any other comments.

This report focuses on seizure information submitted by Member States to the EU-TWIX database for the period 2007-2011. The aim of this analysis is to provide information on longer-term trends in illegal wildlife trade involving the EU to inform enforcement action and therefore to complement the shorter-term briefings on important and emerging enforcement trends and prosecutions in the EU prepared twice a year by TRAFFIC (and presented at meetings of the EU Enforcement Group) based on seizure cases considered by Member States to be particularly significant over a six-month period.

Methodology

For the purpose of this analysis, data were extracted by the EU-TWIX Project Manager (Vinciane Sacré), the only member of TRAFFIC staff having access to the EU-TWIX database.

As noted above, the analysis focused on seizures that took place during the period January 2007 to December 2011, inclusive, and that were reported to EU-TWIX (either directly or via WCO). Greece did not submit seizure information to the database for this period; thus the analysis is based on data from 26 Member States. Croatia joined the EU in July 2013 but has not yet begun to report seizure data to EU-TWIX.

While efforts were made to ensure the data coverage for this analysis was as complete as possible (in order, for example, to allow comparisons to be made between years and trends over time to be discerned), some data were not submitted by all Member State agencies for every year under consideration. However, taking into account the average number of seizures per year reported by the various Member State agencies, it is estimated that this analysis is based on over 95% of all seizures made during the period 2007-2011.

Seizure cases involving a number of different species are separated in the EU-TWIX database according to the quantities of the various species involved and treated as distinct records. Therefore, one seizure case occurring in a Member State may have an equivalent of several records in the database. The analysis below is based on the number of seizure records as opposed to seizures (unless otherwise stated). A total of 12 486 seizure records are included in the EU-TWIX database for the period 2007-2011.

A number of analyses were carried out with a view to identifying key trends. The data were categorised into commodity groups based on taxonomic information, CITES descriptions of the goods and wider knowledge of use/trade trends. Trends were then analysed in the number of seizure records and quantity of specimens seized (number/mass in kg depending on the commodity group) over the five-year study period. Key taxa in illegal trade and trade routes were observed including, where possible, how these may have changed over time, with maps included where particularly interesting/notable trends were discerned. Information on methods of concealment, locations of seizures and reasons for which seizures were made, was also analysed and included where possible, although for many cases this information was reported as “unknown”.

The following shorter-term briefings on important and emerging enforcement trends were also consulted and comparisons made with any longer-term trends observed:

- Briefing on important and emerging enforcement trends and prosecutions in the European Union (1 February – 31 July 2012). Briefing prepared by TRAFFIC for the 25th Meeting of the EU Enforcement Group, October 2012.
- Briefing on important and emerging enforcement trends and prosecutions in the European Union (1 August 2012 – 31 January 2013). Briefing prepared by TRAFFIC for the 26th Meeting of the EU Enforcement Group, April 2013.

These briefings are referred to together in this Report as “*Recent briefings on important and emerging enforcement trends*”.

Section 1 of this Report provides an overview of the data and analysis of general trends. **Section 2** analyses the data with reference to those commodity groups considered interesting or important at the EU level, namely:

- Medicinals (derived from plants and animals, including both medicinal products and parts/derivatives for medicinal use);
- Elephant ivory;
- Reptiles (live; skins; bodies, parts and derivatives [excluding skins]);
- Birds (live; bodies, parts and derivatives);
- Mammal bodies, parts and derivatives; and
- Live plants.

For certain commodity groups (medicinals, and reptile/bird/mammal bodies, parts and derivatives) the types of specimens involved in seizures varied widely (for example, seizures of medicinals involved pills, boxes of pills, tubes, plasters, etc.). Therefore, for these groups the analysis focused on numbers of seizure records rather than numbers of specimens, unless otherwise stated. Likewise, **Section 1** on general trends also focuses on numbers of seizure records rather than specimens seized in order to facilitate analysis across the diverse commodity groups.

Throughout this Report under sections entitled **Comments**, trends identified in the present analysis are discussed and comparisons made (where possible) with those identified in recent briefings on important and emerging enforcement trends (see above). It is important to bear in mind that, while the present analysis is based on all seizures reported by EU Member States, the shorter-term briefings are based on only those seizures considered significant by EU Member States. In addition, not all EU Member States report their significant seizures for each of these shorter-term briefings.

An overview of key aspects of selected additional commodity groups of interest to EU enforcement authorities (bird eggs, caviar, corals, eels, invertebrate bodies, parts and derivatives, and timber) is contained in **Appendix II**.

Section 3 summarises some of the key findings from the analysis and sets out a number of recommendations, including with regard to enforcement cooperation/information sharing with third countries.

Finally, when analysing seizure data, it is important to note that increases or decreases in numbers of seizures cannot be used as an indicator of whether illegal trade is increasing or decreasing without corresponding information on enforcement effort. The possibility of capturing enforcement effort in future analyses of seizure data is discussed in **Section 3** of this Report. In addition (and as already noted above), it is important to bear in mind that not all Member State agencies may have reported all of their seizures across the years under consideration in this analysis. Increases or decreases in numbers of seizures between years may therefore reflect differences in reporting of seizures, rather than changes in levels of illegal trade.

1. GENERAL TRENDS

- A total of 12 486 seizure records are contained in the EU-TWIX database for the period 2007-2011. The number of seizure records remained largely constant across the five years, varying between 2300 and 2800 records (approx.) per year, with a slight peak in 2009 due primarily to increases in reported seizure records involving medicinals, corals and live plants (**Figure 1**).
- The top commodity groups in illegal trade involving the EU based on numbers of seizure records were (**Figure 1**):
 - Medicinals (2648 records);
 - Reptile bodies, parts and derivatives (2297 records);
 - Corals (2174 records);
 - Live reptiles (1003 records); and
 - Live plants (918 records).
- **Germany** reported the highest number of seizure records during this period (over 4150 records) and, together with other major reporting Member States, the **Netherlands, UK, France, Spain and Belgium**, accounted for over 75% of total seizure records (**Figure 2**).
- As regards the proportions of seizures made at borders or as a result of internal controls during the period 2007-2011:
 - Almost half of all seizure records reported for the period 2007-2011 involved shipments seized upon **import** into the EU (**Figure 3**).
 - Several Member States (Belgium, Germany, the Netherlands and France) each reported at least 100 records of shipments seized while **in transit** in the EU during this period.
 - 5% of total seizure records were specifically reported as **internal** seizures, with France, followed by Italy and the Netherlands reporting the highest numbers of internal seizures during this period.
 - For almost 40% of seizure records, no information was provided as to whether the seizure was made at a border or as a result of internal controls.
- The **USA, Thailand and China** were the leading **exporters** involved in illegal wildlife trade to the EU during the period 2007-2011 in terms of numbers of seizure records (**Figure 4**). More specifically:
 - the main commodities in illegal wildlife trade exported from the **USA** were reptile bodies, parts and derivatives (particularly leather products) and medicinals. The number of seizure records reported as involving exports from the USA declined slightly towards the end of the study period, by around 30% from 2008 levels.
 - **China** was a leading exporter involved in illegal trade in medicinals to the EU, with numbers of seizure records involving this commodity group increasing in the second half of the study period. The number of seizure records reported as involving exports from China increased notably in 2009 from 2007-2008 levels, declining slightly in 2010 and 2011.
 - **Thailand** was a leading exporter involved in illegal trade in live plants, reptile bodies, parts and derivatives, and corals to the EU. The number of seizure records involving live plants reported by EU Member States increased steadily from 2007 to a peak of 173 records reported in 2010.
- Nearly 80% of seizure records reported during the period 2007-2011 involved shipments destined for EU Member States. In terms of illegal trade reported by Member States as destined for third countries (i.e. seized during transit in EU Member States or on (re-)export), mainland

China was the country of **destination** in over half of records (300 records approx.), particularly for ivory shipments seized during transit in the EU by authorities in Belgium, Germany and France. The number of seizure records reportedly destined for China increased notably in 2010 and 2011 compared with 2007-2009 levels (**Figure 5**).

- A number of EU Member States were also named as **intermediate¹ (transit) countries** in seizures reported by other Member States, indicating shipments having transited undetected prior to seizure (**Figure 6**). For example, Germany and France were reported as intermediate countries in seizure records reported by Poland and the Czech Republic, particularly involving seizures of corals.

Comments

- Medicinals, live reptiles and reptile bodies, parts and derivatives were amongst the top five commodity groups in illegal trade involving the EU in 2012, according to recent briefings on important and emerging enforcement trends. Recently, the number of seizure records involving live plants reported by EU Member States for consideration in these shorter-term analyses has declined, either reflecting a decline in the number of seizures being made in the EU (possibly related to a decline in illegal trade or in enforcement effort relating to these commodities) or that Member States have not considered seizures as particularly significant. As noted in the **Methodology** section above, while the present analysis is based on all seizures reported by EU Member States, the shorter-term briefings are based on only those seizures considered significant by EU Member States.
- The USA, China and Thailand have continued to feature as important countries of export involved in illegal trade to the EU according to recent briefings on important and emerging enforcement trends. However, a number of other countries have also emerged as important exporters, including the United Arab Emirates (particularly for exports of Agarwood *Aquilaria* spp. [App. II/Annex B] to the UK) and Switzerland (particularly for exports of pills containing Costus Root *Saussurea costus* [App. I/Annex A] to Germany). Recent briefings have also indicated the continued role of Morocco, Tunisia and Algeria as countries of export involved in illegal trade in live tortoises (and, to a lesser extent, chameleons) to various Member States, including Italy and Spain.
- China has remained the leading third country of destination in reported illegal trade involving the EU according to recent briefings on important and emerging enforcement trends. According to information on significant seizures reported by EU Member States for 2012, ivory continued to represent the main commodity destined for China (seized from postal parcels and also air freight during transit in, for example, Germany and the UK while *en route* from Burundi, Malawi, Nigeria and Tanzania). A number of shipments of medicinals containing/comprising seahorse were also seized while *en route* to China from West Africa (seized in Belgium) and Central/South America (seized in the Netherlands).

¹ "Intermediate" is the term used in the EU-TWIX database for transit countries.

Figure 1
Number of seizure records reported in EU-TWIX distributed across key commodity groups, 2007-2011

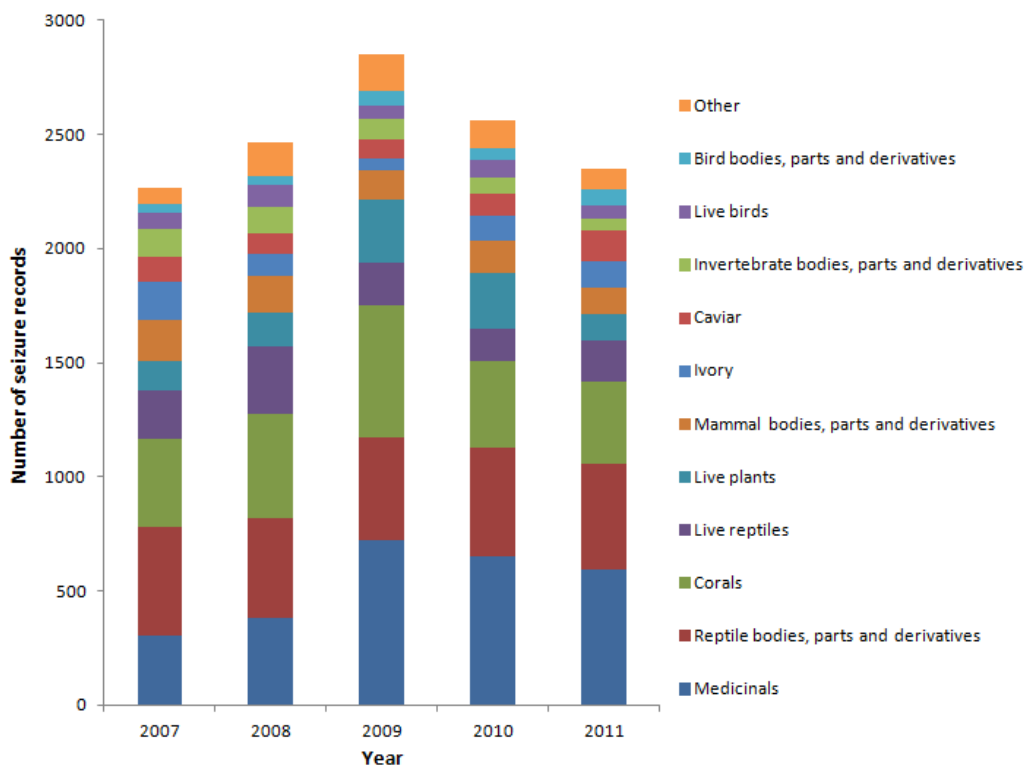
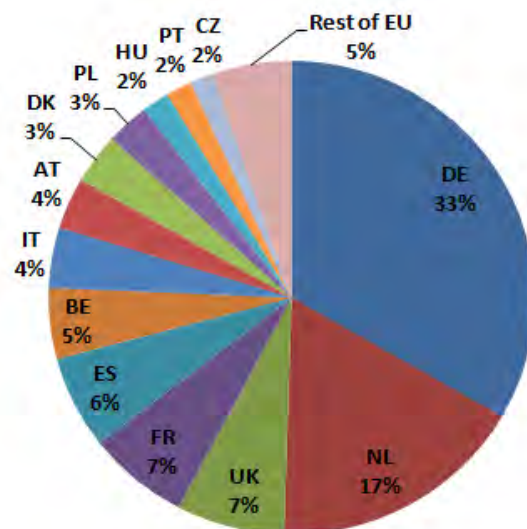


Figure 2
Distribution of EU-TWIX seizure records across reporting EU Member States, 2007-2011



Abbreviations: AT – Austria, BE – Belgium, CZ – Czech Republic, DE – Germany, DK – Denmark, ES – Spain, FR – France, HU – Hungary, IT – Italy, NL – Netherlands, PL – Poland, PT – Portugal, UK – United Kingdom

Figure 3
Direction of seizures reported by EU Member States in EU-TWIX, 2007-2011

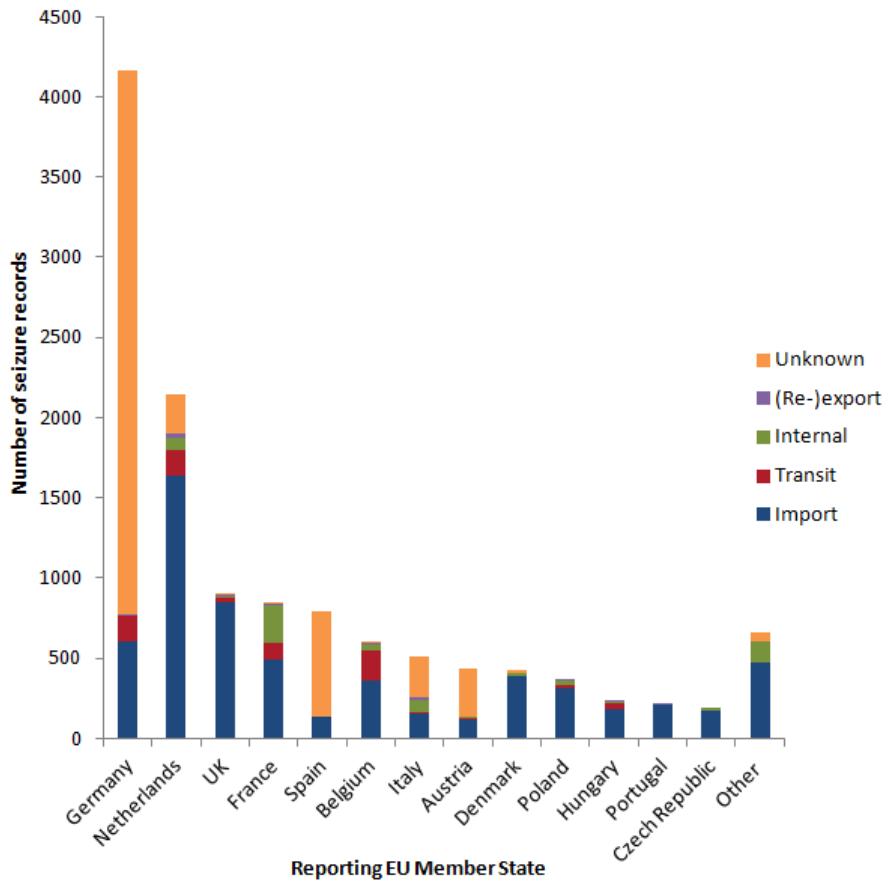
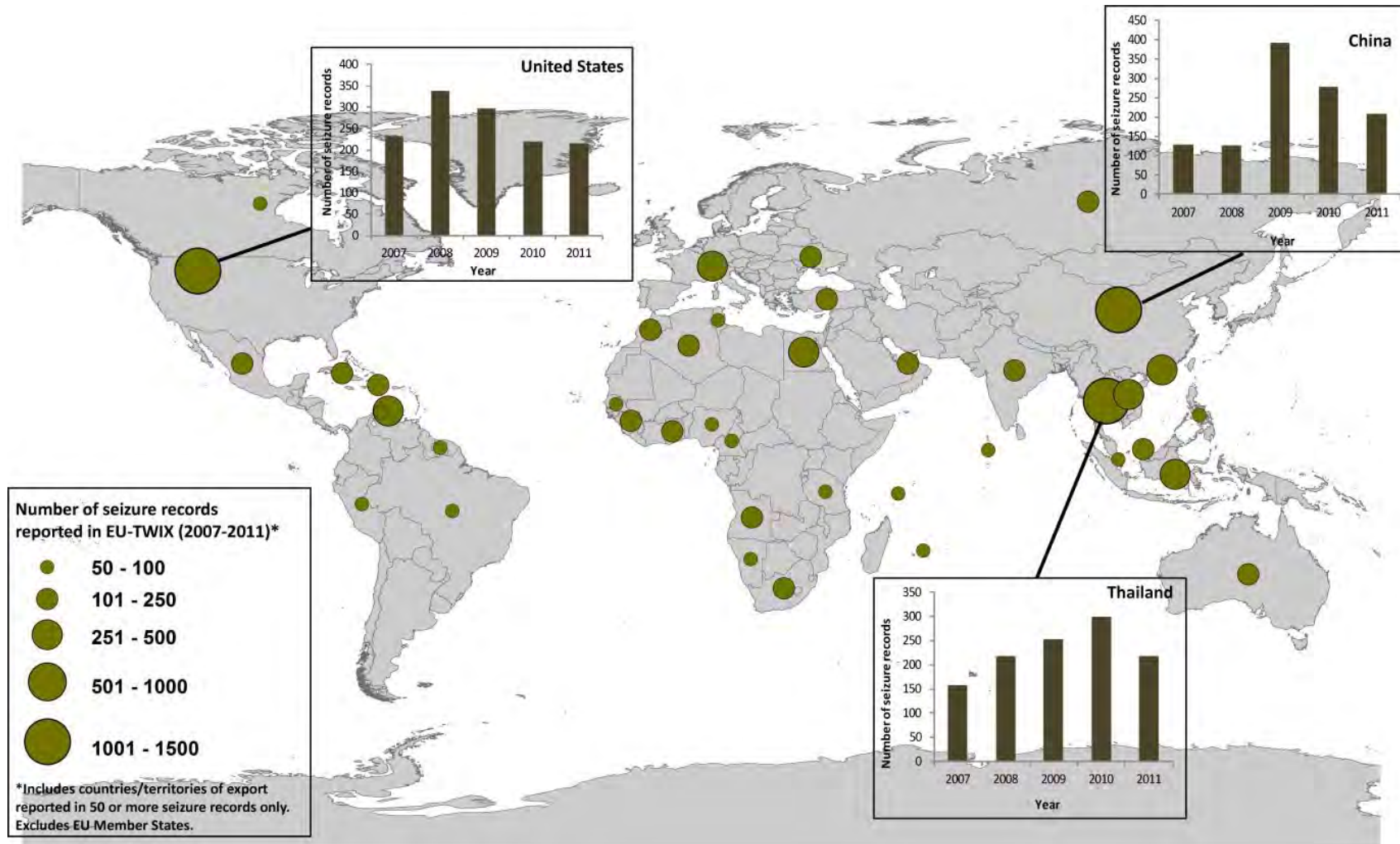


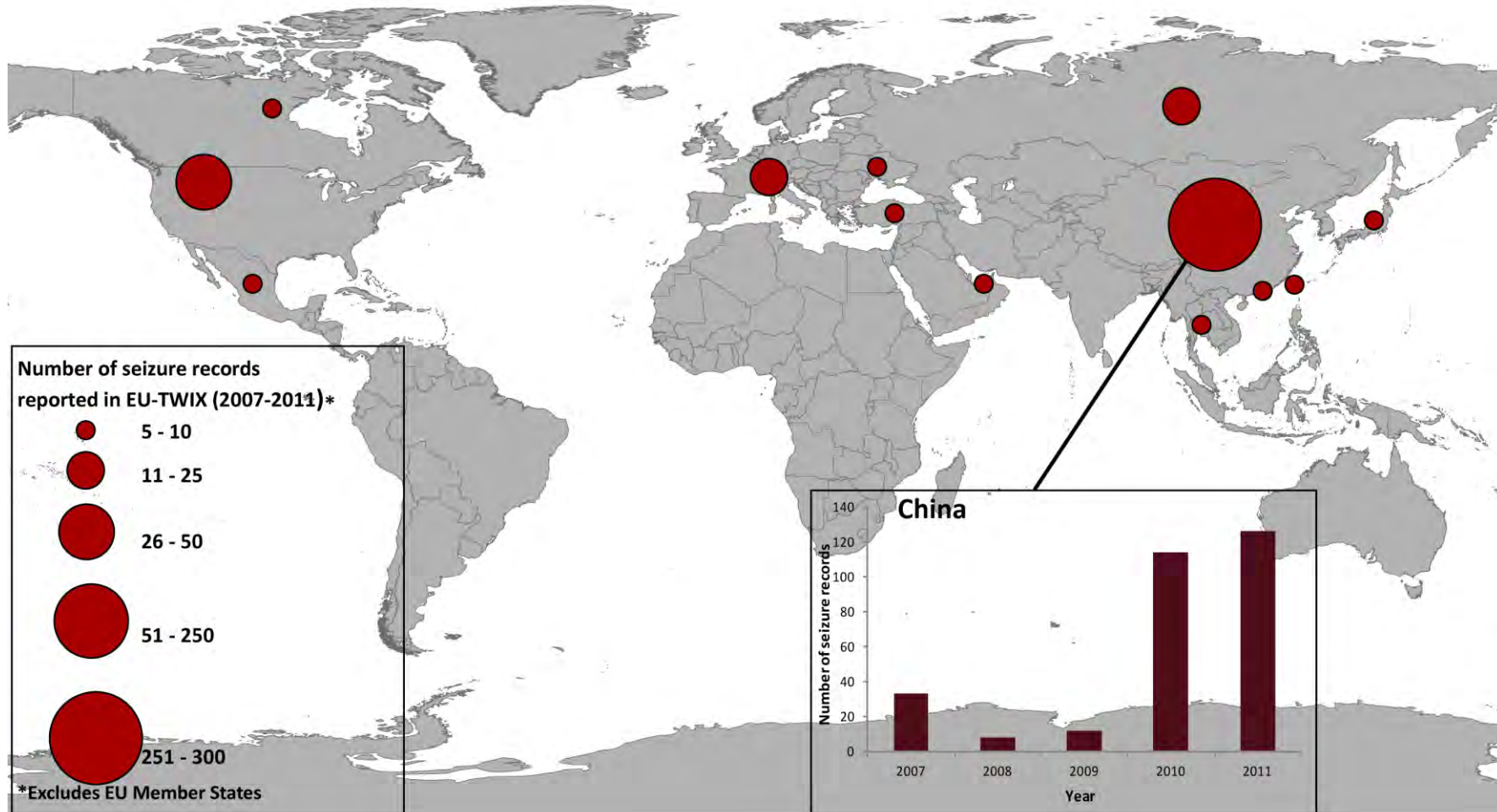
Figure 4
Main countries/territories of export involved in illegal wildlife trade to the EU, numbers of seizure records reported in EU-TWIX (2007-2011)



Note: circle over the EU region corresponds to seizure records reported with Switzerland as the country of export.

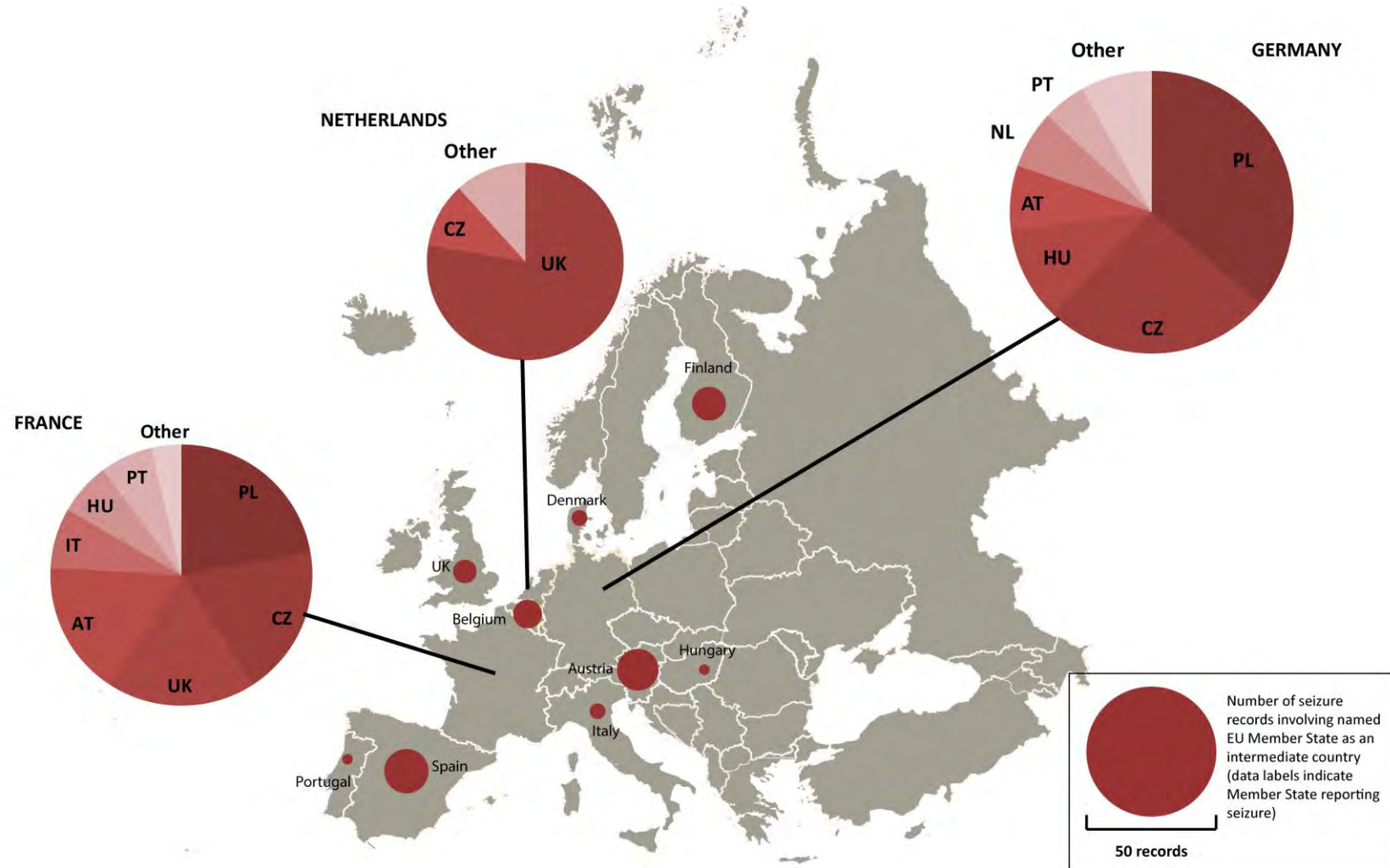
Figure 5

Main countries/territories of destination of illegal wildlife trade involving the EU (seizures made during transit in EU Member States or on (re-)export), numbers of seizure records reported in EU-TWIX (2007-2011)



Note: circle over the EU region corresponds to seizure records reported with Switzerland as the country of destination.

Figure 6
EU Member States named as intermediate (transit) countries in seizure records reported by other EU Member States, numbers of seizure records (2007-2011)



Abbreviations: AT – Austria, CZ – Czech Republic, DE – Germany, HU – Hungary, IT – Italy, NL – Netherlands, PL – Poland, PT – Portugal, UK – United Kingdom

2. TRENDS BY COMMODITY GROUP

a. MEDICINALS

Overview

- A total of **2648 seizure records** involving medicinals were reported by EU Member States during the period 2007-2011.
- The number of seizure records involving medicinals has **increased in recent years** (2009-2011) (**Figure 7**). This reflects increased numbers of reported seizure records involving the following taxonomic groups:
 - **Plant-derived medicinals:** Costus Root *Saussurea costus* (App. I/Annex A), American Ginseng *Panax quinquefolius* (App. II/Annex B), orchids Orchidaceae (App. I/II, Annex A/B), Agarwood *Aquilaria* spp. (App. II/Annex B), African Cherry *Prunus africana* (App. II/Annex B) and Aloe *Aloe* spp. (App. I/II, Annex A/B).
 - **Animal-derived medicinals:** Seahorses *Hippocampus* spp. (App. II/Annex B).
- The **Netherlands** reported the highest number of medicinal seizures for the period 2007-2011, followed by **Germany**, the **UK** and **Belgium**.
- The **peak** in medicinal seizures **in 2009** primarily reflects an increase in the number of seizures reported by the Netherlands involving American Ginseng and Costus Root; the majority of which were exported from **mainland China** and **Hong Kong**.

Comments

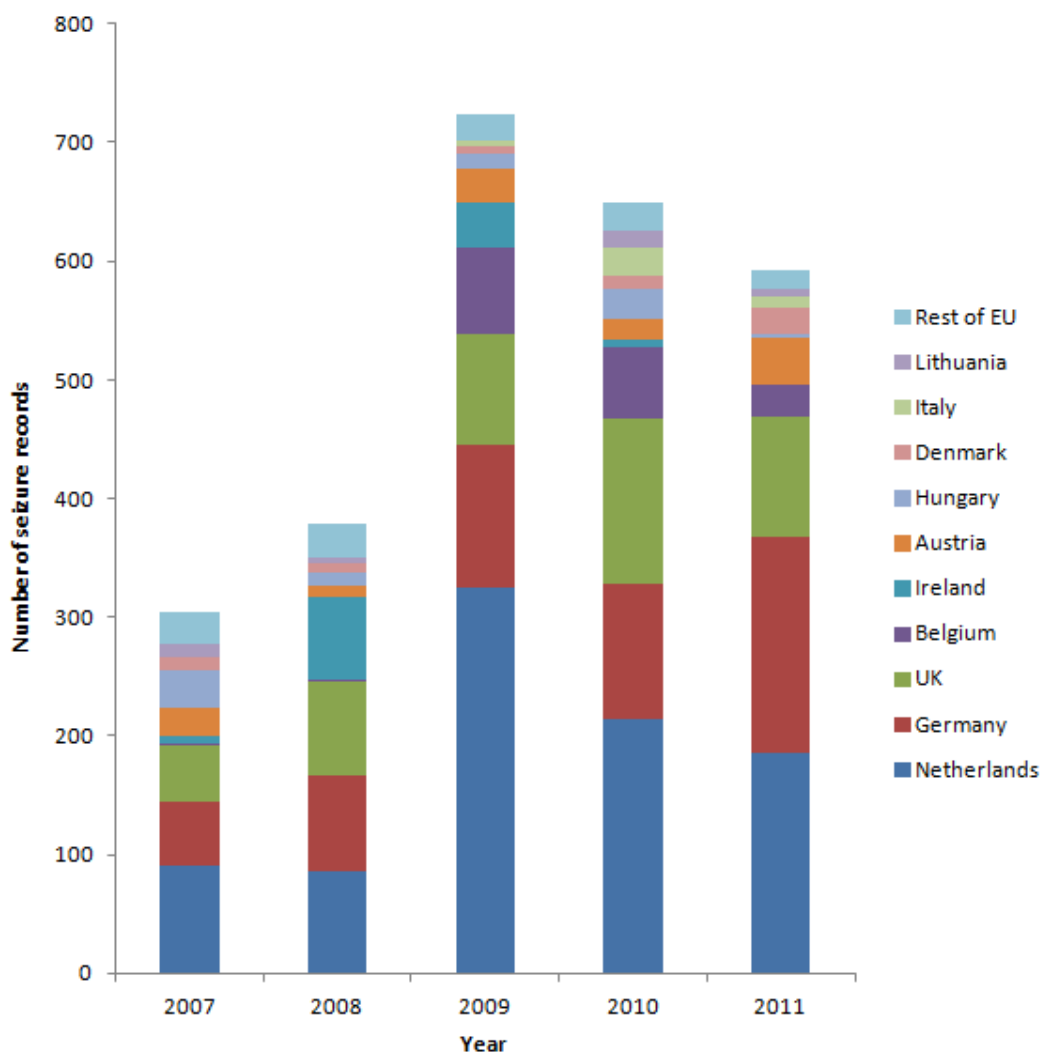
- Recent briefings on important and emerging enforcement trends for 2012 also highlight the continued importance of medicinals in seizures carried out by EU authorities.

Plant-derived medicinals

- A total of **2125 seizure records** involving plant-derived medicinals were reported by EU Member States during the period 2007-2011. These involved a total of 678 449 individual items (pills, boxes of pills and other types of specimen such as plasters and medicine balls) and an additional 84 070 kg of products reported by weight.
- The number of seizures involving plant-derived medicinals has **increased in recent years** (see **Figure 8** and above).
- Plant-derived medicinal items were primarily seized from **personal baggage** and **mail parcels**, with the number of such seizures increasing steadily from 2008 onwards (**Figure 8**). However, for one-third of seizure records involving plant-derived medicinals, no information on the location of seizure was provided.
- Key taxa involved in seizures of plant-derived medicinals, and how these have changed in importance over the period 2007-2011, are shown in **Figure 9**. It is noted that all 45 of the medicinal seizures involving *Caryocar costaricense* (App. II/Annex B) were reported by the Netherlands (exported from mainland China, Hong Kong and Southeast Asia), with all but one of these seizures taking place in 2011.

Figure 7

Seizure records involving medicinals reported by the EU Member States in EU-TWIX, 2007-2011



- The main routes for illegal trade in plant-derived medicinals and how these appear to have shifted over time are depicted in **Figure 11**. The key countries/territories of export of illegal trade in plant-derived medicinals to the EU during the period 2007-2011 were (**Figures 10 and 11**):
 - **mainland China**: for medicinals containing/derived from **Costus Root**, **American Ginseng** and various species of **orchid**;
 - the **USA**: particularly for medicinals containing/derived from **Hoodia Hoodia** spp. (App. II/Annex B), but also for **American Ginseng** and **African Cherry**;
 - **Switzerland**: primarily for medicinals containing/derived from **Costus Root**;
 - **Hong Kong**: primarily for medicinals containing/derived from **Costus Root** and **American Ginseng**.
- In addition, **India** (for **orchids**), the **United Arab Emirates** (for **Agarwood**) and **Ghana** (for **Aloe**) emerged as important countries of export in seizures of plant-derived medicinals from 2009 onwards.

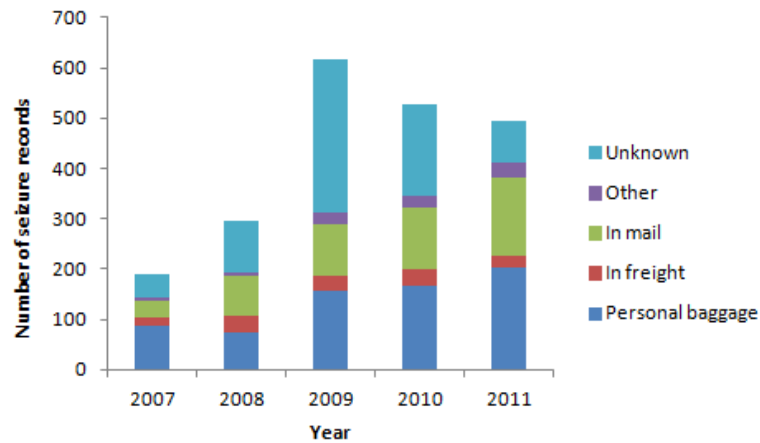
Comments

- Briefings on important and emerging enforcement trends for 2012 identified **Agarwood**, **Hoodia** and **Costus Root** as the leading types of medicinals seized in terms of numbers of seizure records. Hoodia and Agarwood appear to have become more prominent in seizures carried out in 2012 compared to previous years, with **Hong Kong** (for Hoodia) and the **United Arab Emirates** (for Agarwood) emerging as particularly significant exporters of these products.
- In recent years, the **UK** has reported the **targeting** of shipments containing Agarwood and Hoodia and training of Detection Officers at both air and maritime ports. **Figure 9** clearly shows an increase in seizure records involving Agarwood for 2011 compared with previous years (mostly exported from the United Arab Emirates – **Figure 10**), which appears to be related to this increase in enforcement effort. In addition, according to UK reports, the targeting of parcel post traffic has resulted in the seizure of significant quantities of Hoodia tablets exported from Hong Kong from 2011.²
- It is noted that, while seizures of Agarwood increased in 2010 and 2011 (**Figure 9**), the amendments for this taxa agreed at the 16th CITES Conference of the Parties (CoP16) in March 2013 are expected to result in a decrease in this trend. The two main changes agreed at CoP16 were: (i) amendment to CITES *Resolution Conf. 13.7 (Rev. CoP16) on the control of trade in personal and household effects*, which extended the personal and household effects exemption to certain Agarwood products (up to 1 kg of woodchips, 24 ml of oil and two sets of beads or prayer beads [or two necklaces or bracelets] per person); and (ii) amendment of the annotation to the *Aquilaria* spp. listing to exempt certain products from CITES controls (exhausted Agarwood powder, including compressed powder in all shapes and finished products packaged and ready for retail trade, with the exception of beads, prayer beads and carvings). The UK has already reported a decline in the numbers of seized shipments containing *Aquilaria* spp. as a result of these amendments.³
- Recent briefings on important and emerging enforcement trends confirm the continued role of **mainland China** as a country of export for products containing/derived from **Costus Root** and **orchids**, also identifying it as a key exporter of products containing/derived from **Hoodia**. These briefings also identify continued illegal trade in products containing/derived from **Aloe** exported from **Ghana**, and products containing/derived from **Costus Root** exported from **Switzerland**.
- American Ginseng appeared less prominent in 2012 compared with previous years, according to seizures reported by Member States for recent briefings on important and emerging enforcement trends.

² Briefing on important and emerging enforcement trends and prosecutions in the European Union (1 August 2011 – 31 January 2012). Briefing prepared by TRAFFIC for the 24th Meeting of the EU Enforcement Group, April 2012.

³ UK report on trends in illegal trade, significant seizures and prosecutions (submitted to the European Commission and TRAFFIC, September 2013).

Figure 8
Plant-derived medicinal seizures reported in EU-TWIX (2007-2011),
including information on locations of seizures



SEIZURES OF PLANT-DERIVED MEDICINALS

Figure 10
Countries/territories of export of illegal trade involving plant-derived
medicinals reported in EU-TWIX (2007-2011)

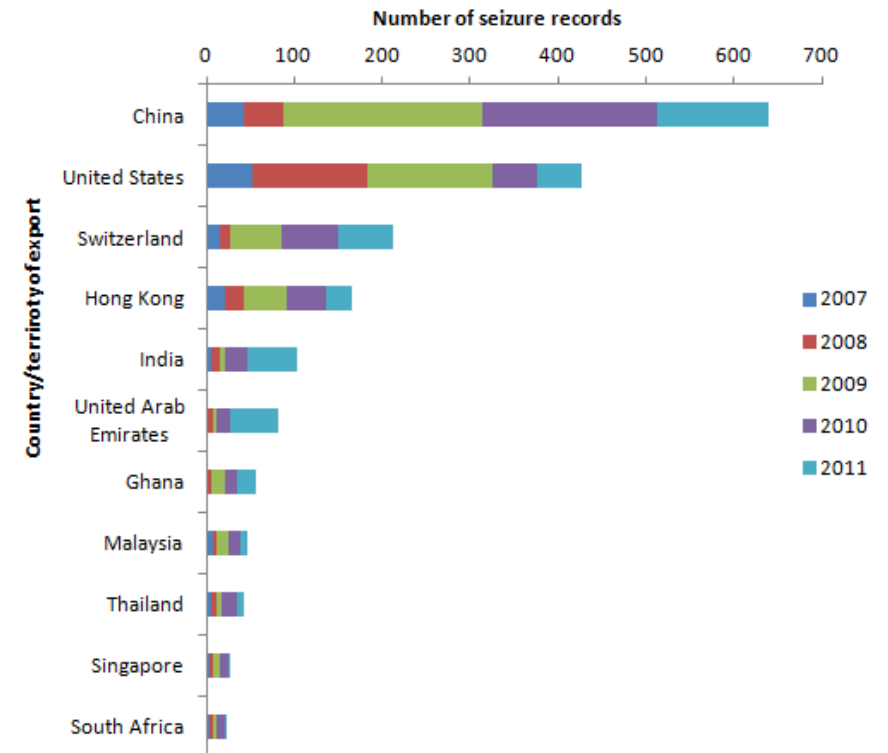


Figure 9
Taxa involved in seizures of plant-derived medicinals

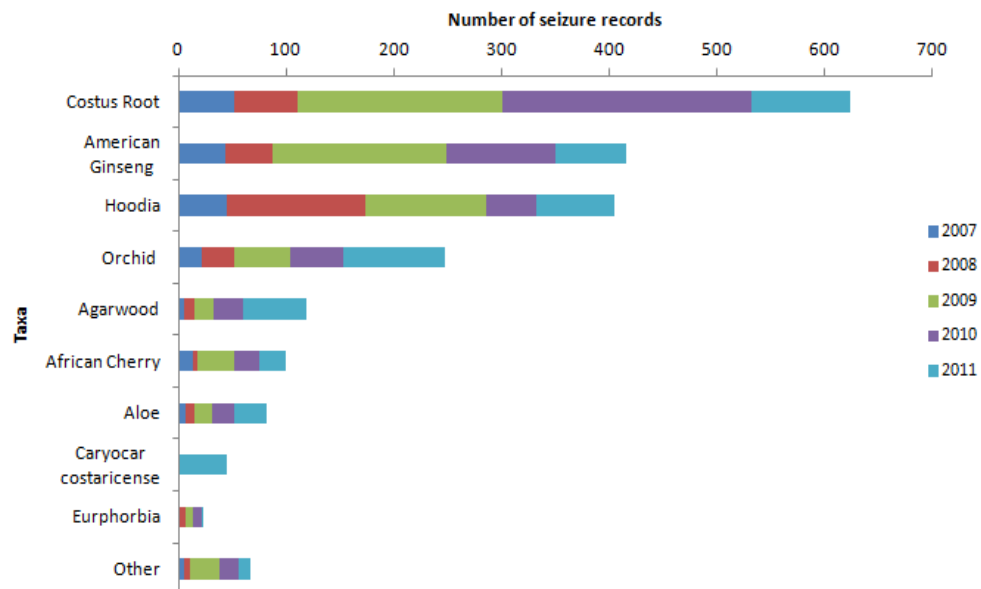
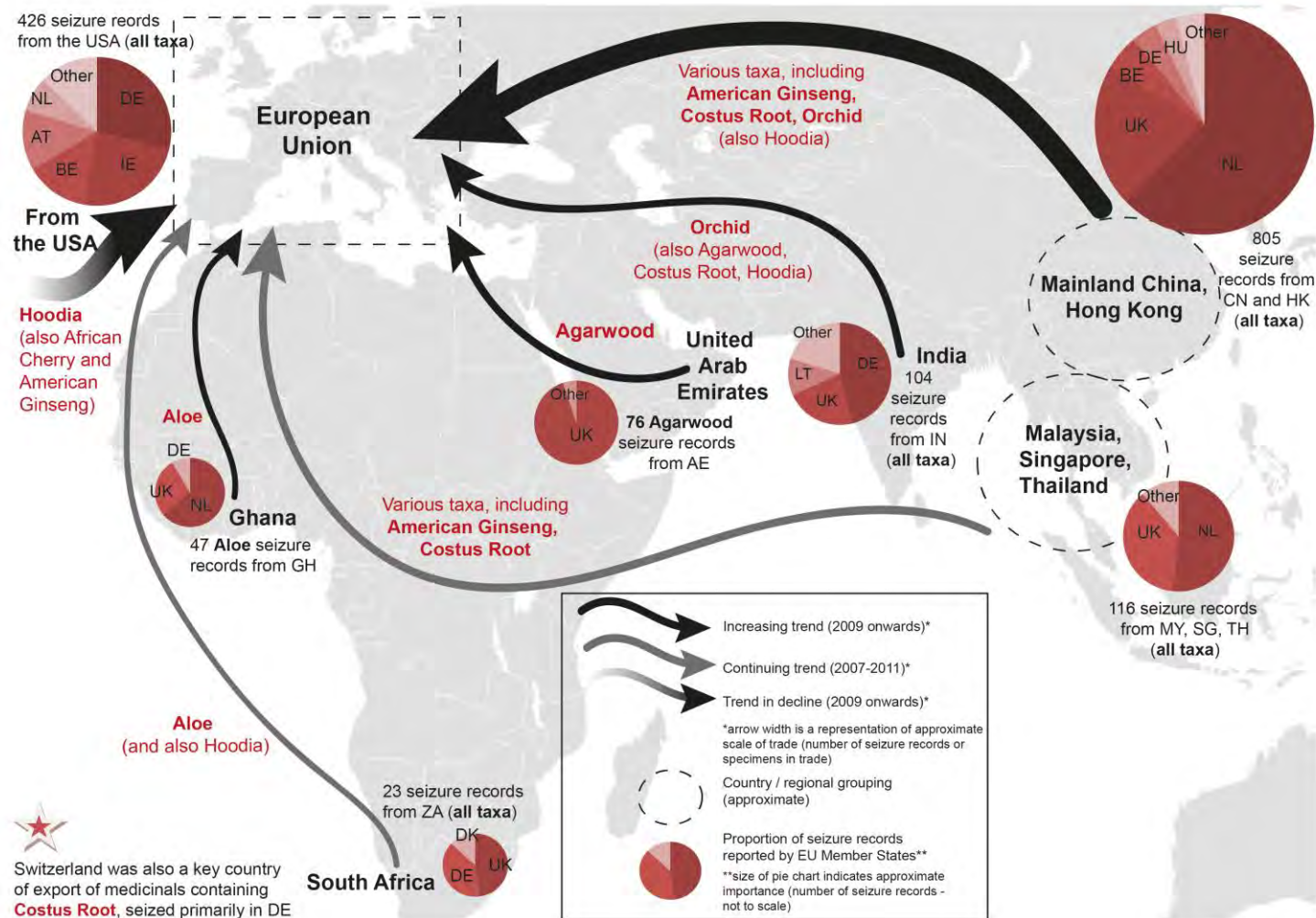


Figure 11

Main routes for illegal trade in plant-derived medicinals involving the EU, based upon seizure records reported by EU Member States in EU-TWIX (2007-2011)



Abbreviations: AE – United Arab Emirates, AT – Austria, BE – Belgium, CN – China, DE – Germany, DK – Denmark, GH – Ghana, HK – Hong Kong, HU – Hungary, IE – Ireland, IN – India, LT – Lithuania, MY – Malaysia, NL – Netherlands, SG – Singapore, TH – Thailand, UK – United Kingdom, ZA – South Africa

Animal-derived medicinals

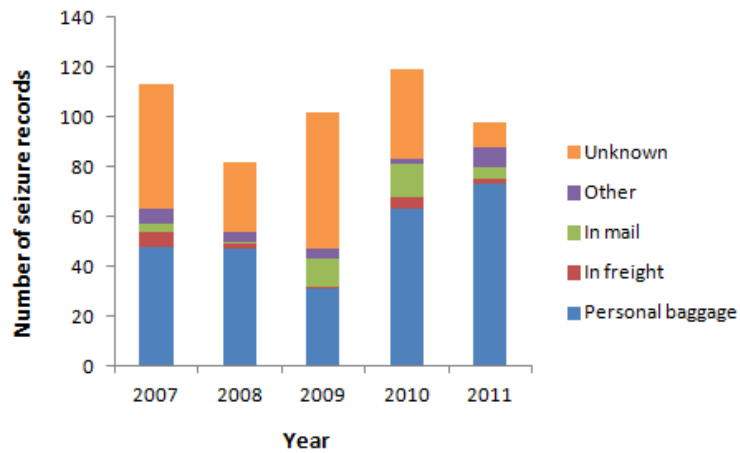
- A total of **514 seizure records** involving animal-derived medicinals were reported by EU Member States during the period 2007-2011. These involved a total of 54 458 individual items (pills, boxes of pills and other types of item such as plasters and tubes) and an additional 100 kg of products reported by weight.
- The number of seizures involving animal-derived medicinals remained **relatively constant** during the period 2007-2011, fluctuating at between 80 and 120 seizures (approx.) reported annually in EU-TWIX (**Figure 12**).
- Animal-derived medicinal items were primarily seized from **personal baggage (Figure 12)** at airports. However, for just over one-third of seizure records involving animal-derived medicinals, no information on the location of the seizure was provided. Key taxa involved in seizures of animal-derived medicinals, **and how these have changed** in importance over the period 2007-2011, are shown in **Figure 13**. The number of reported medicinal seizures involving dead **seahorses** increased from 2009 onwards, with several particularly large seizures of whole dead seahorses (between 300 and 2700 specimens approx.) made by Member State authorities in 2010 and 2011. Seizures of such products were often made while **in transit** in EU airports, in Belgium (*en route* between **Guinea** and **China**) and in Germany and the Netherlands (*en route* between **Peru** and **mainland China/Hong Kong**). Numbers of medicinal seizure records involving other animal taxa were too small to discern trends.
- The main routes for illegal trade in **animal-derived medicinals** and how these appear to have shifted over time are depicted in **Figure 15**. The key countries/territories of export of illegal trade in animal-derived medicinals to the EU are (**Figures 14 and 15**):
 - **mainland China** for medicinals containing/comprising parts of **big cat** species (particularly **Leopard** *Panthera pardus* and **Tiger** *Panthera tigris* - both App. I/Annex A), **Musk Deer** *Moschus* spp. (App. I/II, Annex A/B) and **seahorse**;
 - **Viet Nam** for medicinals containing/comprising dead **seahorse**;
 - **Russia** for medicinals containing/derived from Ursidae spp. (particularly **Brown Bear** *Ursus arctos* [App. I/II, Annex A]), although numbers of such seizures declined from 2008;
 - **Hong Kong** including for medicinals containing/comprising parts of **big cat** species and **Musk Deer**;
 - **Guinea** and **Peru** for medicinals containing/comprising dead **seahorse**;
 - **Thailand** for medicinals containing/comprising **Tiger** parts, with the majority of these seizures reported in 2011.

Comments

- As also observed for plant-derived medicinals, recent briefings on important and emerging enforcement trends for 2012 confirm the continued role of mainland China as a country of export for medicinals containing/comprising parts of big cat species, particularly Leopard and Tiger, and also Musk Deer. In addition, shipments of seahorses continued to be seized in 2012 while in transit in EU Member States *en route* to mainland China from Peru (seized in the Netherlands) and Guinea (seized in Belgium); a continuation of trends identified from the 2007-2011 seizure data.

- Seizures of pangolin scales appeared to become more prominent in 2012 according to briefings on important and emerging enforcement trends. For example, several seizures were reported as having taken place while in transit at airports in Belgium *en route* from West and Central Africa (e.g. Cameroon, Central African Republic, Democratic Republic of Congo, Ivory Coast and Liberia) to mainland China and Hong Kong. This was not identified as a particularly important trend from the seizure data reported in EU-TWIX for 2007-2011.

Figure 12
Animal-derived medicinal seizures reported in EU-TWIX (2007-2011), including information on locations of seizures



SEIZURES OF ANIMAL-DERIVED MEDICINALS

Figure 13
Taxa involved in seizures of animal-derived medicinals reported in EU-TWIX (2007-2011)

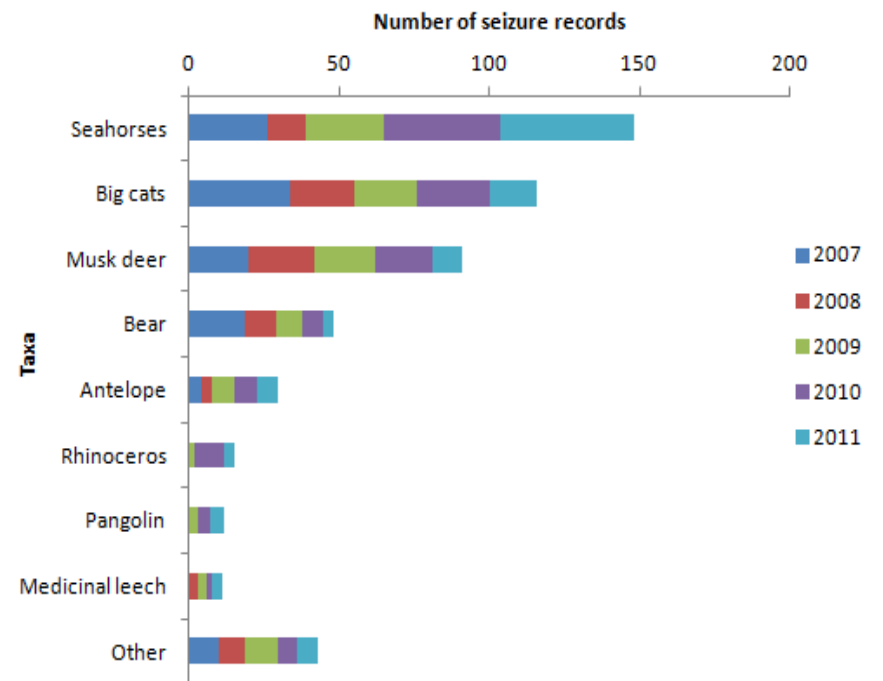


Figure 14
Countries/territories of export involved in illegal trade in animal-derived medicinals reported in EU-TWIX (2007-2011)

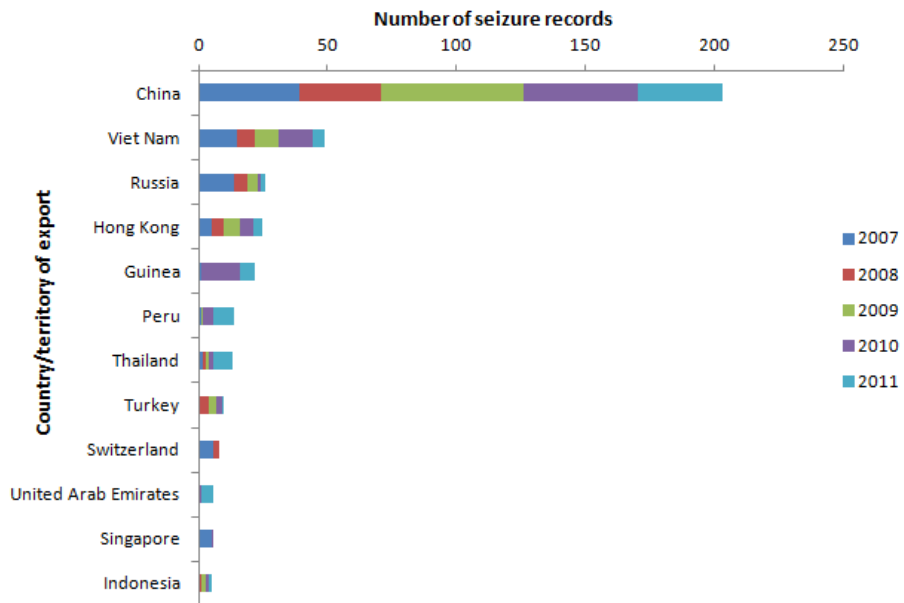
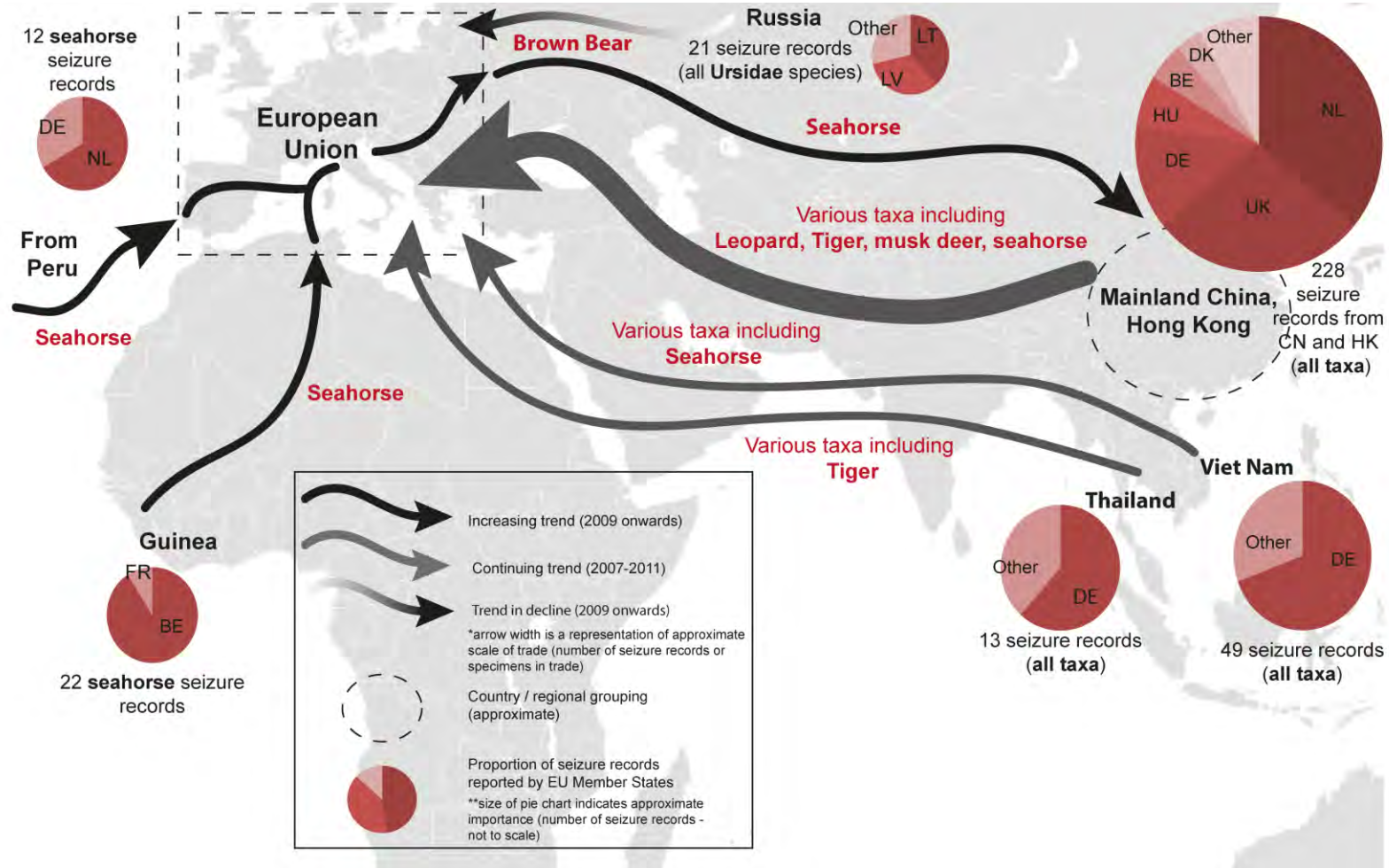


Figure 15

Main routes for illegal trade in animal-derived medicinals involving the EU, based upon seizure records reported by EU Member States in EU-TWIX database (2007-2011)



Abbreviations: BE – Belgium, CN – China, DE – Germany, DK – Denmark, FR – France, HU – Hungary, LT – Lithuania, LV – Latvia, NL – Netherlands, UK – United Kingdom

b. IVORY

- A total of **546 seizure records** involving elephant ivory were reported by EU Member States during the period 2007-2011. This represents a total of **7616 specimens** (tusks, carvings, pieces of ivory, etc.) and an additional **425 kg** (approx.) of ivory reported by weight. France was responsible for 90% of ivory reported as seized by weight, with other Member States primarily reporting ivory seizures in terms of numbers of specimens.
- A variety of types of ivory specimen were seized during the period 2007-2011. This included a total of 211 elephant tusks (reported as TUS), with seized ivory specimens also reported with the CITES descriptions IVP (ivory pieces) and CAR (carvings).
- The **number of ivory specimens** reported as seized **increased in 2011** compared with previous years. This primarily reflects increases in the number of specimens reported as seized by **Belgium** and **Germany (Figure 16)**. The **mass of ivory** reported as seized **also peaked in 2011** for the five-year period 2007-2011 (**Figure 16**), nearly all of which was reported by **France** in one seizure (205 kg of tusks seized while *en route* by road from Portugal to Switzerland).
- An **annual average** of around **110 seizure records** involving ivory was reported during the period 2007-2011 (**Figure 17**). While numbers of reported seizure records were relatively constant in 2008, 2010 and 2011, a peak of 168 records was reported in 2007 and a low of 52 records in 2009 (**Figure 17**). The peak in the number of seizure records reported in 2007 was not, however, reflected in a correspondingly significant increase in the number or mass of specimens seized (**Figure 16**), indicative of a larger number of smaller ivory seizures.
- In terms of the main **Member States reporting** seizure records involving ivory during the period 2007-2011 (**Figures 17 and 19**):
 - the number of records reported by **Portugal** declined after 2008;
 - the number of records reported by **Belgium** increased after 2009; and
 - **Germany** and **France** remained consistently important throughout the five-year period.
- Nearly 65% of reported ivory seizure records involved specimens seized at **airports**, primarily from **passenger baggage**. However, for 37% of seizure records involving ivory, no information on the location of seizure was provided.
- The main **countries of export** of illegal trade in ivory are shown in **Figure 18**, with **Figure 19** also providing information on the EU Member States reporting seizures of illegal shipments of ivory exported from these countries. **Angola** was the leading country of export reported in ivory seizures during the period 2007-2011 in terms of numbers of seizure records (primarily reported by Portugal); however the number of specimens represented by this total was relatively low by comparison. **Nigeria** was the leading country of export in terms of numbers of ivory specimens seized, with over 1750 specimens seized in 2011. The majority (over 98%) of these specimens were seized by Germany while *en route* in air freight to China.
- With regard to changes in the key countries of **export** of illegal trade in ivory to the EU over time (**Figure 18**):
 - **Angola, Burundi, Ivory Coast, Mozambique** and **South Africa** declined in importance towards the end of the study period (2010-2011), according to reported seizure data; and
 - **Guinea, Democratic Republic of Congo, Gabon** and **Congo** became increasingly important as countries of export towards the end of the study period (2010-2011), according to reported seizure data.

- **China** was by far the leading destination for illegal trade in ivory involving the EU, named as the end destination in almost 30% of seizure records (163 records) reported during the period 2007-2011.

Comments

- The present analysis and recent briefings on important and emerging enforcement trends highlight ivory as an ongoing and increasingly important characteristic of illegal wildlife trade involving the EU. However, the scale of seizures taking place in the EU would appear relatively small compared to larger seizures reported in other regions; for example, none of the seizures reported by Member States during the period 2007-2011 fall within the CITES definition of a large-scale seizure (500 kg or more), considered typically indicative of organised criminal activity (nine such seizures having been made in Hong Kong, for example, since 2010, with a combined weight of over 14 tonnes)⁴. The results of the present analysis therefore indicate that the EU is not a major player in this global illegal trade, as compared to other regions.
- According to information provided by Member States for the 2012 briefings, ivory has continued to be exported primarily in postal parcels and in the baggage of passengers travelling from West and Central Africa and seized while in transit in EU Member States *en route* to mainland China, Hong Kong, Singapore, Taiwan, Thailand and Viet Nam. Countries identified in the 2012 briefings as important exporters of illegal ivory to the EU (based on seizures considered as significant by EU Member States) include Burundi, Cameroon, Democratic Republic of Congo, Ghana, Ivory Coast, Liberia, Malawi, Mali, Niger, Nigeria, Sierra Leone, Tanzania and Uganda. Meanwhile Angola, Mozambique and South Africa were not identified as particularly important countries of export of ivory in recent briefings, in line with the observations noted above from EU-TWIX data for 2010 and 2011.
- The continued (and, according to reported seizure data, increasing) illegal export of ivory from Central and West Africa to the EU is consistent with the results of recent analyses of data compiled by the CITES – Monitoring the Illegal Killing of Elephants (MIKE) Programme⁵. These have shown consistently high levels of poaching in Central Africa (which includes Cameroon, Central African Republic, Chad, Congo, Democratic Republic of Congo, Equatorial Guinea and Gabon), with this region exhibiting the highest levels of poaching in any African sub-region since MIKE monitoring began. An increasing trend in elephant poaching data has also been observed for West Africa, with poaching levels apparently sufficiently high to warrant concern. More specifically and across both regions, MIKE programme survey sites in *inter alia* Cameroon, Congo, Democratic Republic of Congo and Nigeria, have been associated with particularly high Proportion of Illegally Killed Elephants (PIKE) trends (defined as the total number of illegally killed elephants found divided by the total number of carcasses encountered per year for each site).⁶

⁴ TRAFFIC (2013) *Seizure of 1,148 ivory tusks underscores Hong Kong's transit role in illicit trade*. Press release, 19 July 2013.

⁵ The Monitoring the Illegal Killing of Elephants (MIKE) Programme, which was established in 1997 following the CITES COP 10 in Harare, Zimbabwe, is tasked with collecting and disseminating information on trends in elephant poaching across African and Asian range states. The objective of MIKE is to establish a standardised monitoring system and to measure trends in the illegal killing of the African and Asian elephants. The information collected is used to inform decision-making regarding elephants. See UNEP, CITES, IUCN, TRAFFIC (2013). *Elephants in the Dust – The African Elephant Crisis. A Rapid Response Assessment*. United Nations Environment Programme, GRID-Arendal. www.grida.no.

⁶ As above.

- Recent analyses of MIKE data have also shown a three-fold increase in reported illegally killed elephants at MIKE sites in Eastern Africa, with particularly high poaching/PIKE levels across all survey sites in Tanzania and reported from at least two sites in Uganda.⁷ This is consistent with recent seizures of illegal ivory in the EU from Tanzania and Uganda noted above, although these countries did not appear as particularly important exporters from the analysis of 2007-2011 data.
- As already discussed above, mainland China has remained a leading country of destination in reported illegal ivory trade involving the EU according to recent briefings on important and emerging enforcement trends.

⁷ As above.

Figure 16
Quantity of ivory reported as seized by EU Member States in EU-TWIX, 2007-2011 (columns indicate number of specimens seized)

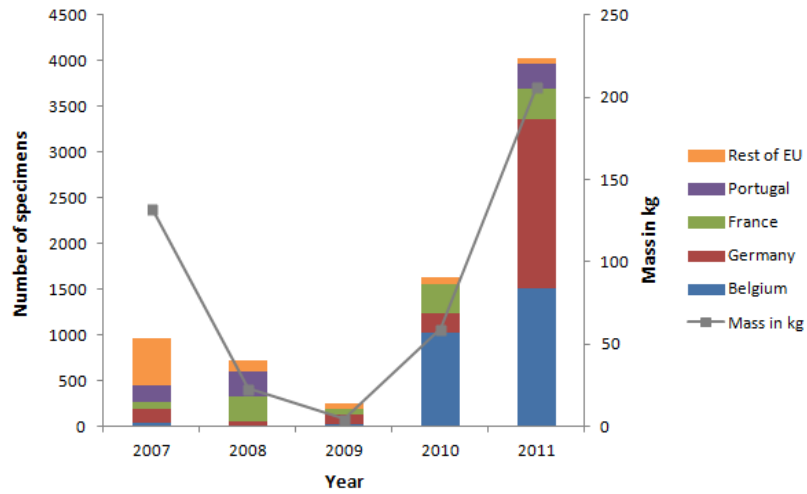
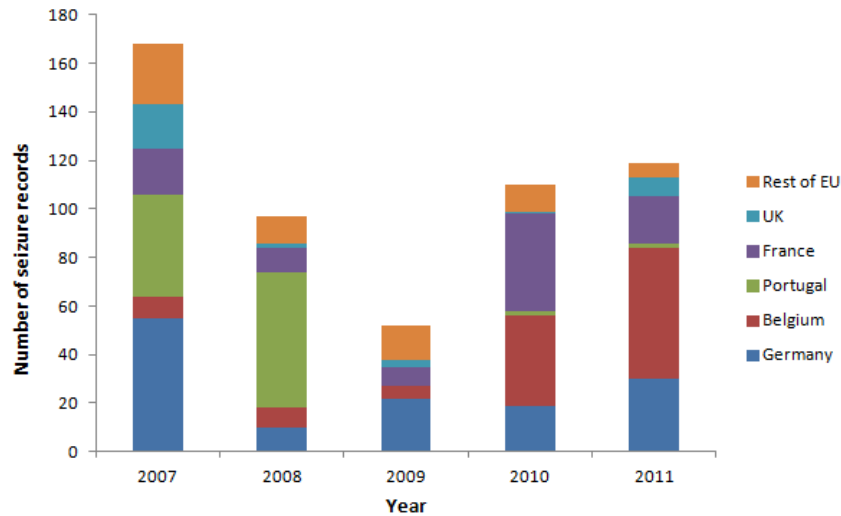


Figure 17
Ivory seizure records reported by EU Member States in EU-TWIX, 2007-2011



SEIZURES OF IVORY

Figure 18
Main countries of export of illegal ivory, numbers of specimens and seizure records reported in EU-TWIX (2007-2011) (columns indicate number of seizure records)

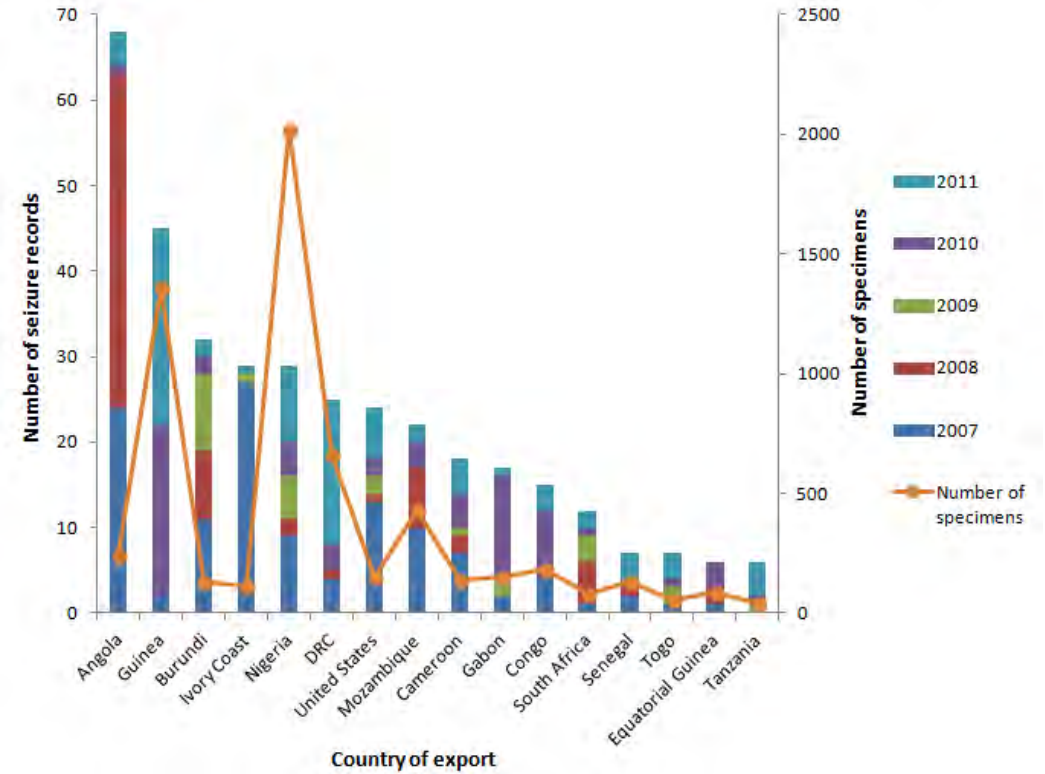
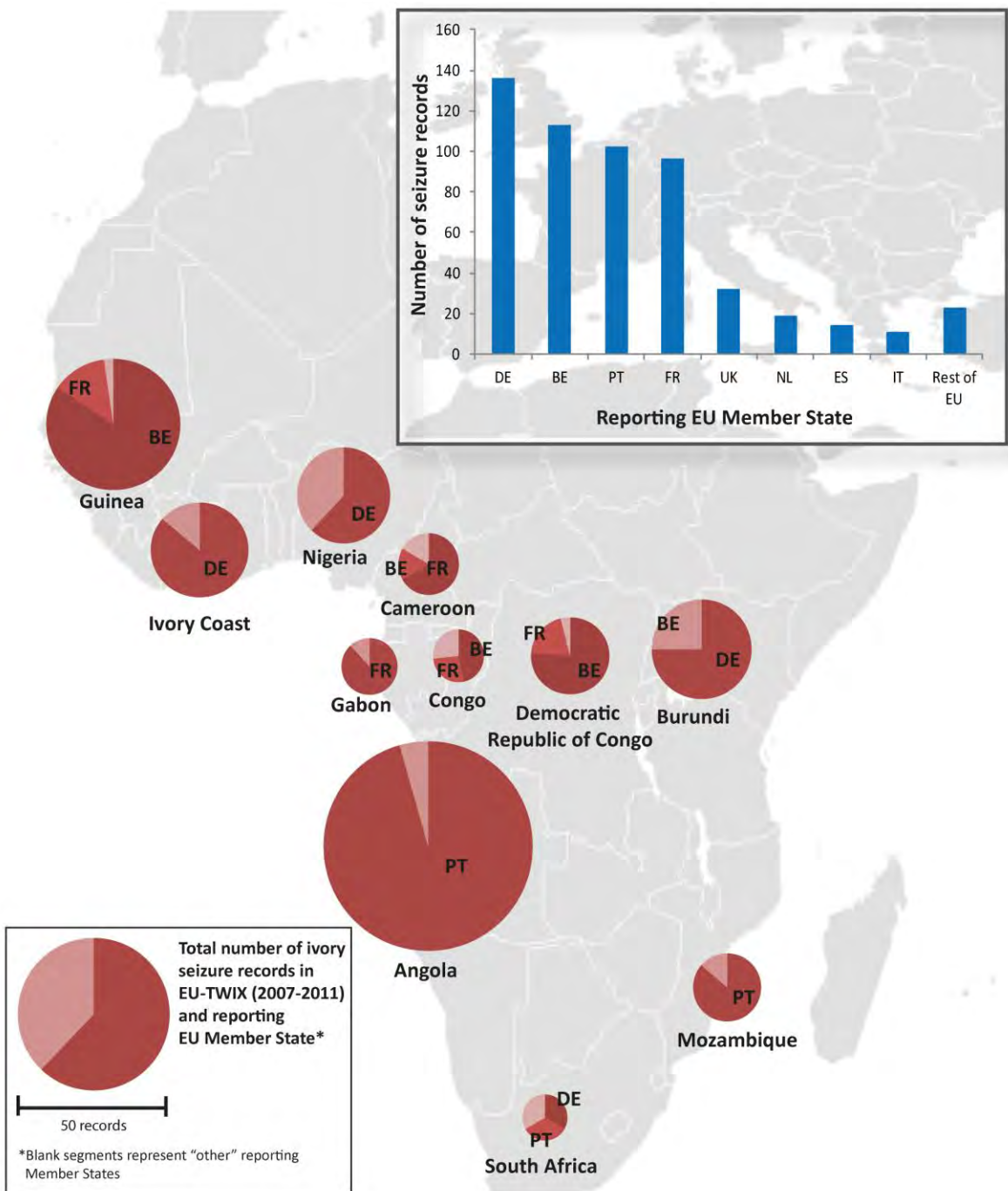


Figure 19
Countries of export of illegal ivory with information on reporting EU Member States, based on seizure records reported in EU TWIX (2007-2011)



Abbreviations: BE – Belgium, DE – Germany, ES – Spain, FR – France, IT – Italy, NL – Netherlands, PT – Portugal, UK – United Kingdom

C. REPTILES

Live reptiles

- A total of **1003 seizure records** involving live reptiles were reported by EU Member States during the period 2007-2011. This represented a total of just **over 9000 individual live specimens**.
- **Turtles/tortoises** were the **most common taxonomic group** observed in seizure records reported by EU Member States during the period 2007-2011, accounting for over 75% of seizure records and over 60% of individual specimens seized (**Figures 20** and **21**). This group was consistently important throughout the five-year study period.
- In terms of the other taxonomic groups observed in reported seizure records for the period 2007-2011 (**Figures 20** and **21**):
 - **Snakes** were the second most commonly observed group (number of seizure records), observed in over 10% of records and representing over 11% of individual specimens seized. The number of snakes seized peaked notably in 2010 (to 616 specimens); however this is primarily attributable to one particularly large seizure reported by the UK of 585 live Ball Pythons *Python regius* (App. II/Annex B) on import from Ghana in air freight due to a lack of CITES permits.
 - **Lizards** were the third most commonly observed group (number of seizure records), reported in just under 10% of records and representing over 26% of individual specimens seized. The number of lizards seized peaked notably in 2008 (1547 specimens); however this is primarily attributable to two particularly large seizures reported by: (i) Romania, of 500 Common Iguanas *Iguana iguana* (App. II/Annex B) exported in air freight from El Salvador (falsified documentation used to obtain CITES permits); and (ii) the Czech Republic, which reported an internal seizure of 997 Spiny-tailed Lizards *Uromastix* spp. (App. II/Annex B) due to a lack of CITES documentation.
- An **annual average of around 200 seizure records** involving live reptiles was reported for the period 2007-2011 (**Figure 20**). While the number of seizure records peaked in 2008 at 294 records, this was mainly due to the reporting of over 140 records by Spain (**Figure 22**), the majority of which involved relatively small numbers (fewer than 10 specimens) of Spur-thighed Tortoises *Testudo graeca* (App. II/Annex A) exported from Algeria and Morocco and seized due to a lack of CITES documentation (no further information provided). The number of seizure records was also lower in 2010 (at around 140 records) primarily reflecting a lower number of records involving turtle/tortoises. This was not, however, reflected in a lower number of turtle/tortoise specimens seized in 2010 (**Figure 21**).
- **Spain** reported the highest number of live reptile seizure records for the period 2007-2011, followed by **France, Germany** and **Italy** (**Figure 22**). The number of seizures reported by **Italy** increased notably in 2011.
- The main routes for illegal trade in live reptiles and how these have shifted over time are depicted in **Figure 24**. The key **countries of export** of illegal trade in live reptiles to the EU (in terms of numbers of seizure records) for the period 2007-2011 were (**Figure 23**):
 - **Turtles/tortoises** – **Algeria, Morocco** and, to a lesser degree, **Tunisia, Turkey** and mainland **China**. **Albania** also emerged as an important country of export in 2011, with all specimens reported as seized at Italian maritime port(s) either from passenger baggage or vehicles. **Spur-thighed Tortoise** was the main species observed in illegal trade in this taxonomic

group to the EU, primarily exported from North Africa. Shipments seized from Turkey and China were dominated by **Red-eared Sliders** *Trachemys scripta elegans* (Annex B).

- **Snakes – Indonesia** and, to a lesser extent, **Viet Nam, Thailand** and the **USA**. As already noted above, there was one particularly large seizure of live specimens exported from **Ghana** reported by the UK in 2010. The main taxa in illegal trade involving the EU were species of: (i) boa Boidae spp. (App. I/II, Annex A/B), exported from countries including **Indonesia** and the **USA**; and (ii) python Pythonidae spp. (App. I/II, Annex A/B), exported from **Indonesia**.
- **Lizards – Indonesia**, primarily for monitor lizards *Varanus* spp. (App. I/II, Annex A/B) and **Morocco**, primarily for chameleons *Chamaeleo* spp. (App. II, Annex A/B). **Africa** was a key region for export of live lizards to the EU, including: (i) chameleons, exported from Algeria, Ghana, Kenya, Tunisia and Tanzania; (ii) monitor lizards *Varanus* spp., exported from Ghana and Tanzania; and (iii) spiny-tailed lizards *Uromastyx* spp. (App. II/Annex B), exported from Algeria and Niger.

Comments

- Recent briefings on important and emerging enforcement trends highlight continued illegal trade in live tortoises to the EU, particularly in the Spur-thighed Tortoise, Hermann's Tortoise *Testudo hermanni* (App. II/Annex A), Marginated Tortoise *Testudo marginata* (App. II/Annex A) and Horsfield's Tortoise *Testudo horsfieldii* (App. II/Annex B).
- As noted above, the analysis of EU-TWIX data for 2011 identified increasing numbers of seizures involving live tortoises exported from Albania, a trend which continued in 2012 according to data on significant seizures reported by Member States. In addition, several North African countries (Algeria, Egypt, Morocco and Tunisia) continued to be important exporters of illegal shipments of live tortoises to the EU according to 2012 significant seizure data (destined for France, Germany, Italy, Spain and the UK), with Morocco and Tunisia also identified as exporters involved in illegal trade in live chameleons to the EU in 2012.
- The above results are consistent with the findings of a study carried out by the Italian Police (Corpo Forestale) in 2013 which highlighted increasing numbers of live tortoise specimens seized at the Italian maritime port of Genoa from the luggage and vehicles of passengers arriving from North Africa. Numbers of specimens seized increased notably in 2012 and raised particular concerns due to the number of specimens being transported in individual shipments (indicating possible commercial trade), for example, the case of an offender importing 56 young live specimens of Spur-thighed Tortoise (and 1 dead specimen), in the spare wheel compartment of his vehicle. The Italian Police consider that increases in seizures may be linked to increased maritime traffic between North Africa and the Port of Genoa in 2012.⁸
- A number of other trends in illegal trade in live reptiles involving the EU have been identified in both shorter- and longer-term analyses of seizure data:
 - the 2007-2011 analysis identified Togo as an exporter of live tortoises (*Kinixys* spp.) (**Figure 24**). Togo and neighbouring country of Benin were also identified as countries of export involved in illegal trade in these species in recent briefings on important and emerging

⁸ Corpo Forestale (2013). *Analysis of the traffic of tortoises (Testudo spp.) specimens from North Africa to the Port of Genoa*. Presentation made at EG26, April 2013.

enforcement trends, with seizures of shipments (involving in the region of 25 specimens) made in both France and Italy.

- the 2007-2011 analysis identified Turkey as a key exporter of Red-eared Sliders to the EU. In September 2012, a seizure of 900 live Red-eared Sliders originating from Turkey was reported by EU neighbour, the Former Yugoslav Republic of Macedonia (FYROM) at the land boundary with Greece.

SEIZURES OF LIVE REPTILES

Figure 20
Live reptile seizure records reported by EU Member States in EU-TWIX, 2007-2011

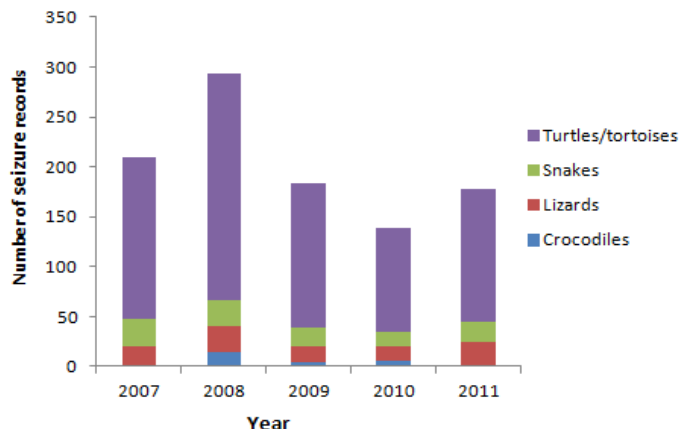


Figure 21
Numbers of live reptile specimens reported as seized by EU Member States in EU-TWIX, 2007-2011

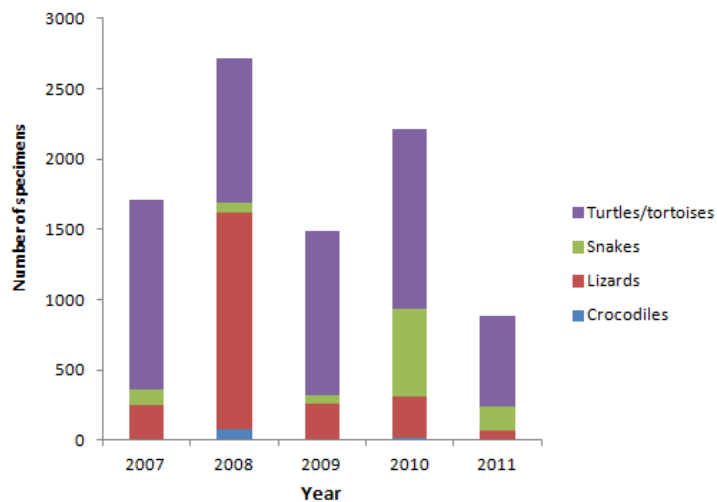


Figure 22
EU Member States reporting seizures of live reptiles in EU-TWIX, number of seizure records (2007-2011)

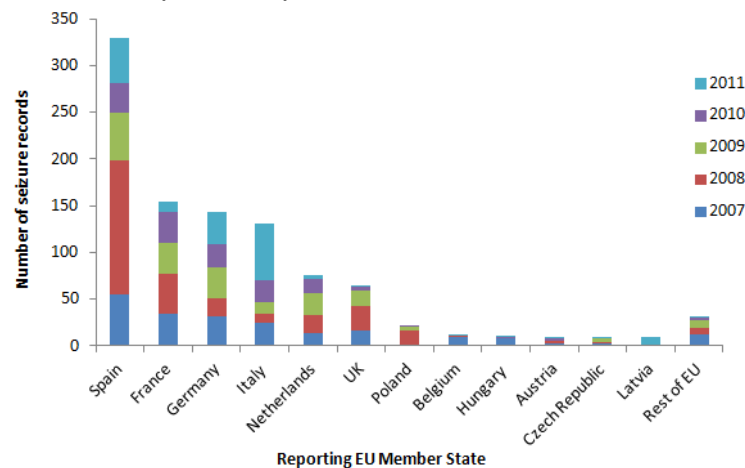


Figure 23
Main countries of export of live reptiles reported by EU Member States in EU-TWIX, with numbers of specimens seized (2007-2011) (columns indicate number of seizure records)

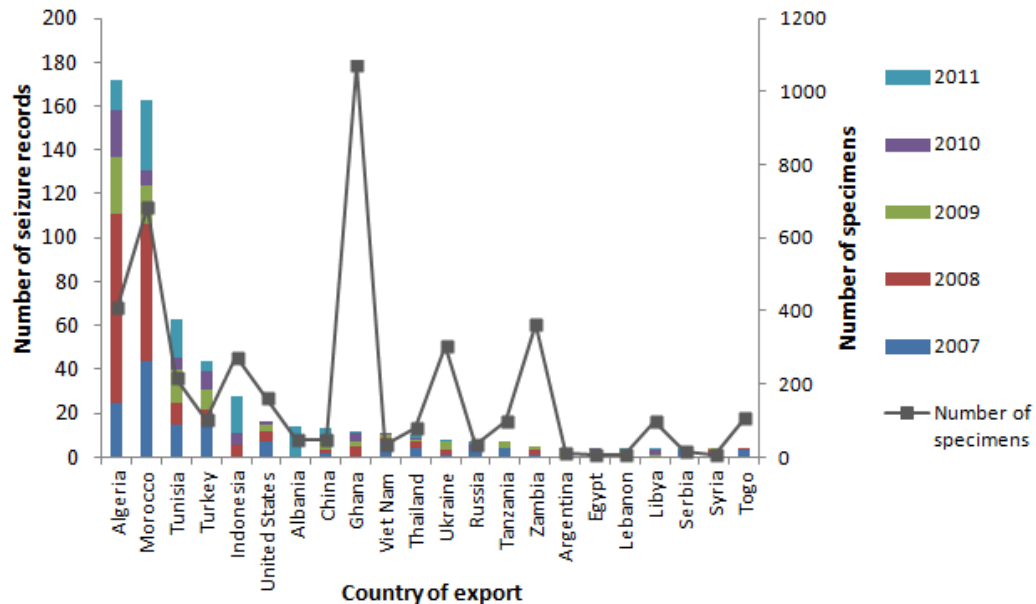
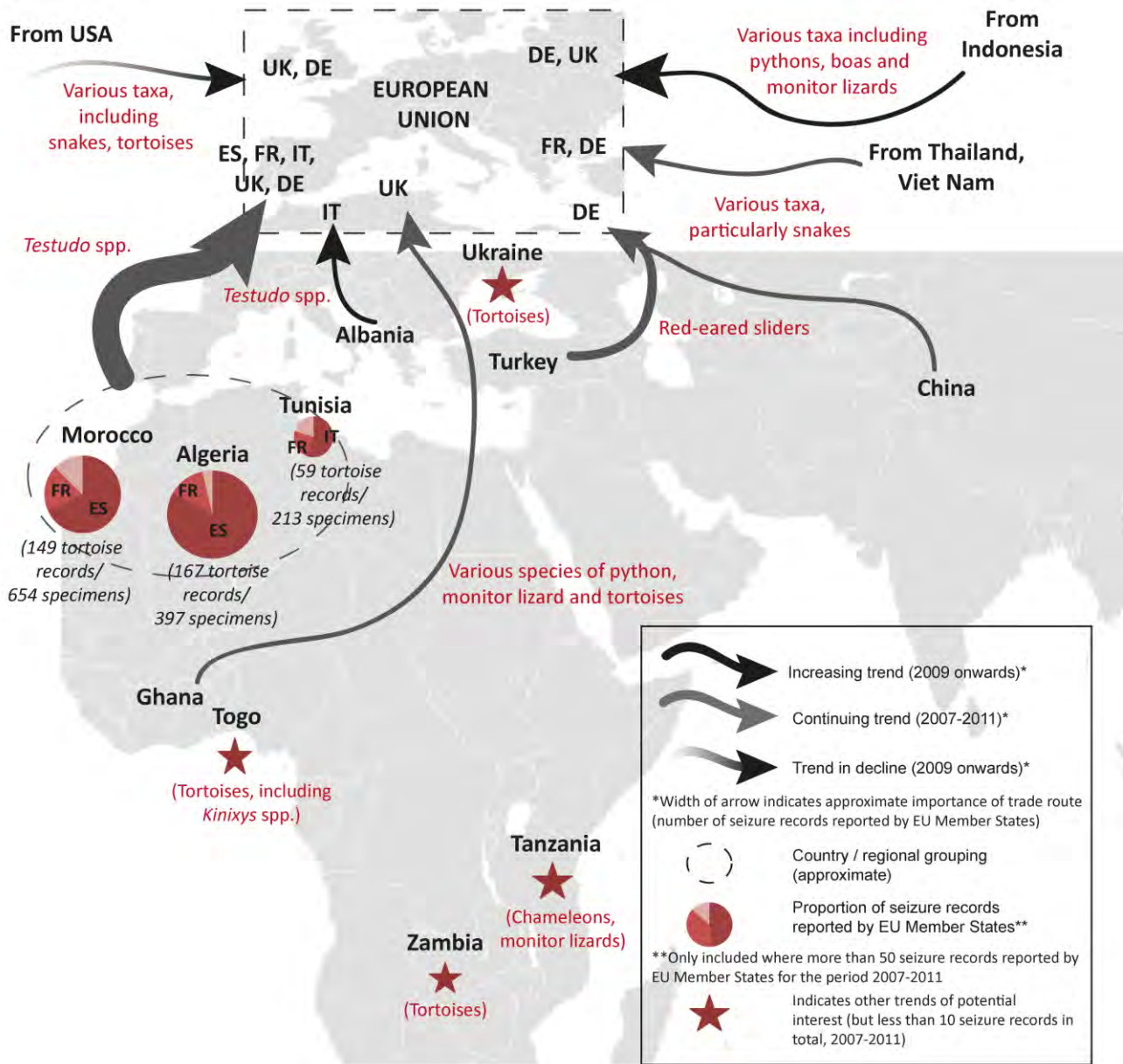


Figure 24

Main routes for illegal live reptile trade involving the EU with information on reporting EU Member States, based on seizure records reported in EU TWIX (2007-2011)



Abbreviations: DE – Germany, ES – Spain, FR – France, IT – Italy, UK – United Kingdom

Reptile skins (substantially unprocessed)

- A total of **166 seizure records** involving reptile skins (whole, raw, tanned and skin pieces – i.e. reported with the CITES description SKI or SKP) were reported by EU Member States during the period 2007-2011. This represented a **total of 8369 individual specimens**.
- **Snakes** were the most common taxonomic group observed in reptile skin seizures (over 60% of seizure records) (**Figure 25**). However, when numbers of specimens were considered, **lizard** skins appeared the dominant group in reported seizures for the period 2007-2011 (**Figure 26**), due to two particularly large seizures of teju *Tupinambis* spp. (App. II/Annex B) skins reported by Spain in 2009 and 2011 (2000 and 3000 skins, respectively, imported for commercial purposes from **Argentina**). Numbers of **crocodile** skins in seizures peaked in 2007; however this again was the result of a small number of particularly large seizures, including a seizure of 620 skins of American Crocodile *Crocodylus acutus* (App. I/II, Annex A/B) exported from the **USA** in air freight and seized at a Dutch airport *en route* to France.
- The most frequently observed species in illegal trade in reptile skins (number of seizure records) were various *Python* spp., including Indian Python *Python molurus molurus* (App. I/Annex A), Reticulated Python *Python reticulatus* (App. II/Annex B), and African Rock Python *Python sebae* (App. II/Annex B).
- The number of reported seizure records involving reptile skins declined over the period 2007-2011 (**Figure 25**). **Germany** reported the highest number of seizure records involving reptile skins during this period, followed by the **Netherlands** and **Portugal**. However, the number of records reported by the Netherlands and Portugal decreased towards the end of this five-year period (**Figure 27**).
- The main countries of export involved in illegal trade for this commodity group in terms of numbers of seizure records were the **USA**, **Nigeria** and **Thailand**; however, no particularly important trade routes could be discerned from the data.

Comments

Fewer than 10 seizure records involving reptile skins were reported by Member States for recent briefings on important and emerging enforcement trends. As noted in the **Methodology** section above, these shorter-term briefings are based on only those seizures considered significant by EU Member States, while not all EU Member States report their significant seizures for each six-month reporting period. Due to the relatively few data reported for these recent briefings, it was not possible to identify trends in illegal trade in reptile skins involving the EU for 2012. Nor is it possible to make meaningful comparisons between these data and longer-term trends identified in the present analysis.

Figure 25
Seizure records involving reptile skins and main taxonomic groups in trade reported by EU Member States in EU-TWIX, 2007-2011

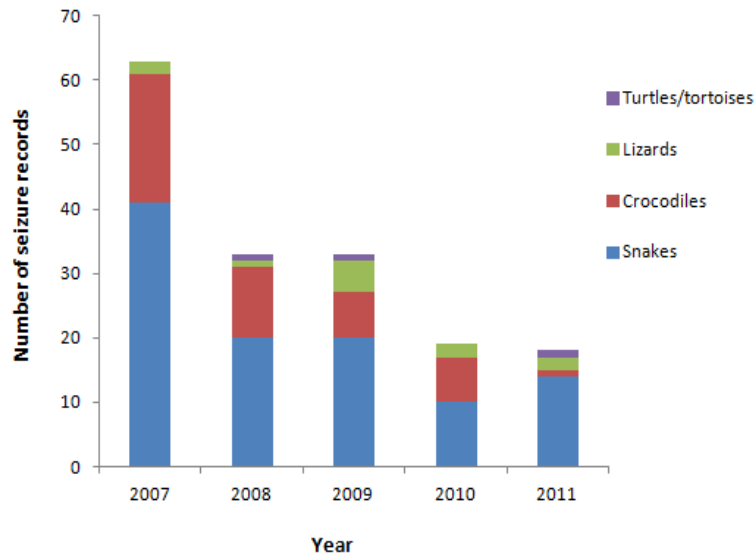


Figure 26
Number of reptile skin specimens reported as seized by EU Member States in EU-TWIX, 2007-2011

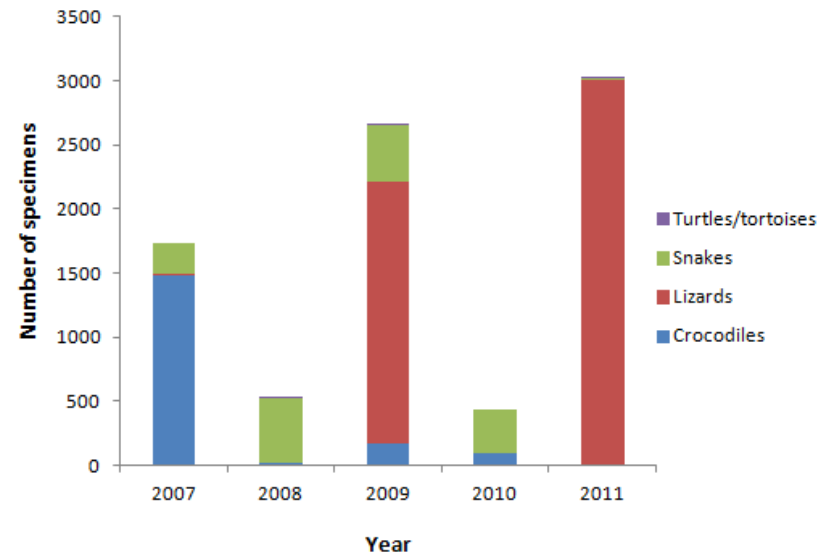
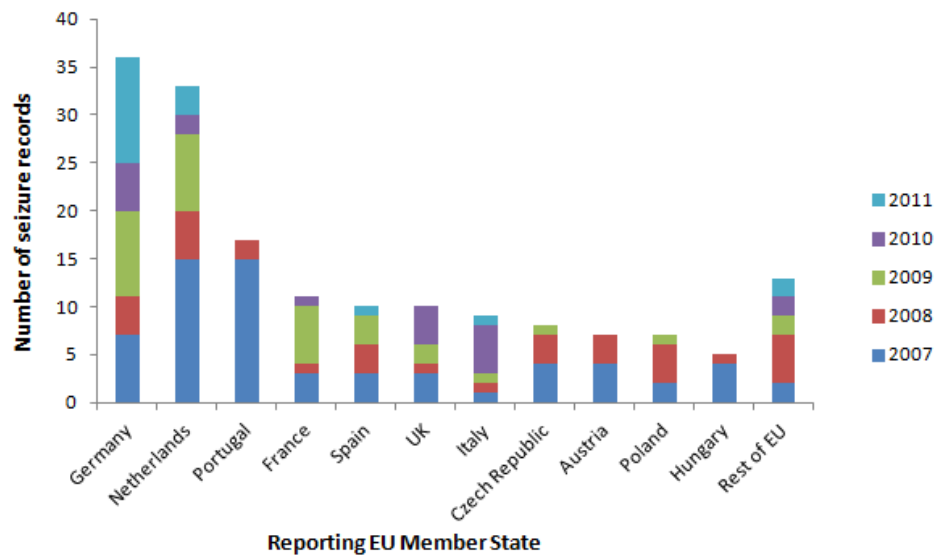


Figure 27
EU Member States reporting seizures of reptile skins in EU-TWIX, number of seizure records (2007-2011)



**SEIZURES OF REPTILE SKINS
(UNPROCESSED)**

Reptile bodies, parts and derivatives (excluding unprocessed skins)

- A total of **2130 seizure records** involving reptile bodies, parts and derivatives were reported by EU Member States during the period 2007-2011. This represented a total of over **17 232 individual specimens**, the majority (75%) of which were leather products (11 148 small leather products [LPS]; 1816 large leather products [LPL]). Other types of specimens seized included (in order of importance in terms of numbers of records): bodies (BOD), carapaces (CAP), derivatives (DER) and skulls (SKU).
- **Crocodiles** and **snakes** were the **most common taxonomic groups** observed in reptile body, part and derivative seizure records reported by EU Member States for the period 2007-2011, accounting for 80% of seizure records and over 85% of individual specimens seized (**Figures 28 and 29**). These groups were consistently important throughout the five-year study period.
- The most frequently observed species in illegal trade in reptile bodies, parts and derivatives (number of seizure records) were:
 - **Crocodiles** – various *Crocodylus* spp., including Nile Crocodile *Crocodylus niloticus* (App. I/II, Annex A/B) and, to a lesser extent, Estuarine Crocodile *Crocodylus porosus* (App. I/II, Annex A/B) and Siamese Crocodile *Crocodylus siamensis* (App. I/Annex A); and *Alligator* spp., mainly American Alligator *Alligator mississippiensis* (App. II/Annex B).
 - **Snakes** – *Python* spp., mainly Reticulated Python *Python reticulatus* (App. II/Annex B), Indian Python *Python molurus molurus* (App. I/Annex A), African Rock Python *Python sebae* (App. II/Annex B) and Sumatran Short-tailed Python *Python curtus* (App. II/Annex B); Indian Cobra *Naja naja* (App. II/Annex B); and *Boa* spp., including *Boa constrictor occidentalis* (App. I/Annex A).
 - **Lizards** – various species of monitor lizard *Varanus* spp. (App. I/II, Annex A/B) and tegus *Tupinambis* spp. (App. II/Annex B).
- An **annual average of around 421 seizure records** involving reptile bodies, parts and derivatives was reported for the period 2007-2011, remaining relatively constant throughout this period.
- The **number of specimens** seized peaked notably in 2011 (**Figure 29**). However, this was primarily due to the reporting of a small number of particularly large seizures, for example:
 - **Crocodiles** – the seizure by Portuguese authorities of 2460 small leather products made from Nile Crocodile skins and valued at EUR 82 800. The goods were seized at Porto airport prior to export in freight to Switzerland due to the lack of CITES documentation.
 - **Snakes** – 1855 “pieces” of Indian Cobra derivatives seized at a UK maritime port on import from Indonesia due to the lack of a CITES import permit.
- **Germany** reported by far the highest number of seizure records involving reptile bodies, parts and derivatives for the period 2007-2011 (**Figure 30**).
- The main countries of export involved in illegal trade for this commodity group in terms of numbers of seizure records were the **USA, Thailand, Viet Nam** and **Switzerland** (**Figure 31**). This, however, includes many smaller seizures for personal use, for example bodies of Indian Cobra *Naja naja* (App. II/Annex B) and Asiatic Water Snake *Xenochrophis piscator* (App. III/Annex C) contained in bottles of alcohol exported from **Thailand** and **Viet Nam**.

Comments

- As for the period 2007-2011, crocodiles and snakes continued as key taxonomic groups in the illegal trade in reptile bodies, parts and derivatives in 2012, according to seizure data reported for recent briefings on important and emerging enforcement trends. These recent shorter-term briefings have not, however, identified any particularly notable/continuing trends in illegal trade in this commodity group and it is not therefore possible to make meaningful comparisons between these data and longer-term trends identified in the present analysis.

SEIZURES OF REPTILE BODIES, PARTS AND DERIVATIVES (EXCLUDING UNPROCESSED SKINS)

Figure 28
Seizure records involving reptile bodies, parts and derivatives and main taxonomic groups in trade reported by EU Member States in EU-TWIX, 2007-2011

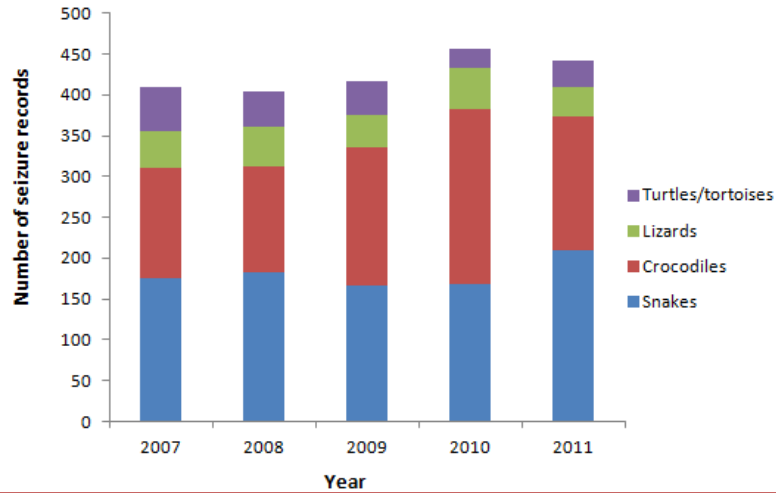


Figure 29
Number of specimens seized (reptile bodies, parts and derivatives) reported by EU Member States in EU-TWIX, 2007-2011

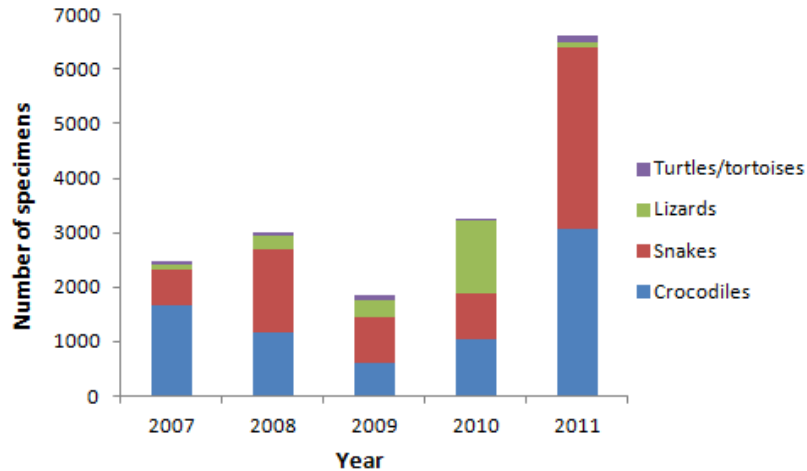


Figure 30
EU Member States reporting seizures of reptile bodies, parts and derivatives in EU-TWIX, number of seizure records (2007-2011)

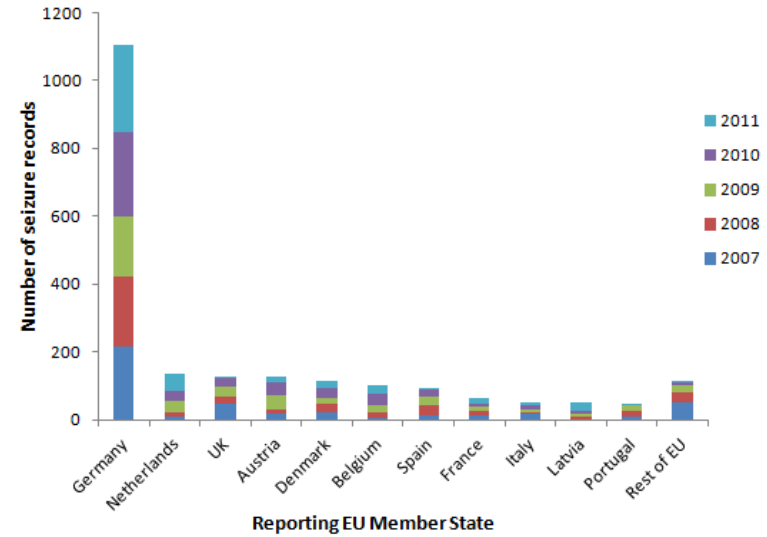
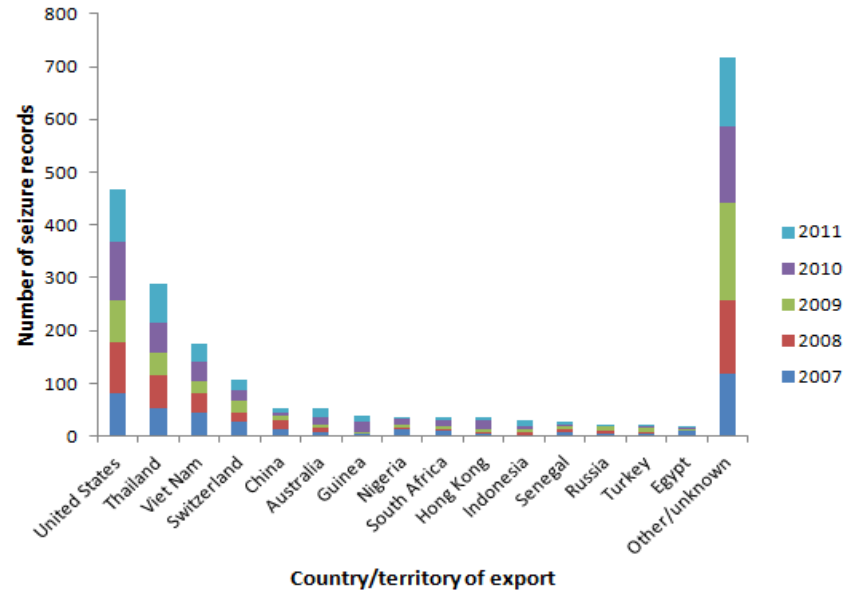


Figure 31
Main countries of export of reptile bodies, parts and derivatives reported in EU-TWIX, 2007-2011



d. BIRDS

Live birds

- A total of **363 seizure records** involving live birds were reported by EU Member States during the period 2007-2011. This represented a total of **over 1500 individual live specimens**.
- **Parrots** were the **most common taxonomic group** observed in seizure records reported by EU Member States during the period 2007-2011, accounting for around 50% of both seizure records and individual specimens seized (**Figures 32 and 33**). In terms of particular trends:
 - The **number of live parrots seized increased in 2010**, primarily reflecting a few larger seizures: (i) the seizure at a Belgian airport of 53 Bourke's Parrots *Neopsephotus bourkii* (App. II/Annex B) upon export to Libya; and (ii) two seizures involving a total of 123 African Grey Parrots *Psittacus erithacus* (App. II/Annex B) seized by Bulgarian authorities at Sofia airport upon import from Lebanon and destined for Bulgaria and the Republic of Serbia (Serbia).
 - The **most frequently observed parrot species** in illegal trade involving the EU (in terms of numbers of seizure records and/or number of specimens seized) during this five-year period were: (i) *Agapornis* spp., particularly Fischer's Lovebird *Agapornis fischeri* and Masked Lovebird *Agapornis personatus* (both App. II/Annex B); (ii) various *Amazona* spp.; (iii) *Cacatua* spp., mainly Goffin's Cockatoo *Cacatua goffini* and Yellow-crested Cockatoo *Cacatua sulphurea* (both App. I/Annex A); (iv) various *Platyercus* spp.; and (v) African Grey Parrot.
- **Birds of prey** were also frequently observed in live bird seizure records reported by EU Member States during the period 2007-2011, accounting for nearly 40% of seizure records and 30% of specimens seized. In terms of particular trends:
 - The **number of live birds of prey seized peaked in 2008**, primarily reflecting several internal seizures made by the French Inspection Service (ONCFS) of specimens from zoological gardens/parks.
 - Specimens of the family Accipitridae were the **most frequently observed taxa** in illegal trade in live birds of prey involving the EU for the period 2007-2011 (in terms of numbers of seizure records and numbers of specimens seized), followed by specimens of Falconidae and Strigidae.
- The **Netherlands** reported the highest number of live bird seizure records for the period 2007-2011, followed by **France, Italy, the Czech Republic and Spain (Figure 34)**. **Portugal** also reported a number of seizures of bird eggs during this period (see **Appendix II**).
- Analysis of the data did not identify particular trade routes observed repeatedly in seizures of live birds involving the EU. However, for live **parrots**:
 - **Lebanon** and **Gabon** were reported as **countries of export** in larger seizures, reported by Bulgaria and France, respectively.
 - **Algeria, Brazil, Morocco and Thailand** were each observed as **countries of export** in at least four seizures, each involving relatively small numbers of live specimens.
 - **Libya, Serbia and Turkey** were reported as the **countries of destination** in larger seizures, reported by Belgium (Libya) and Bulgaria (Serbia and Turkey).

Comments

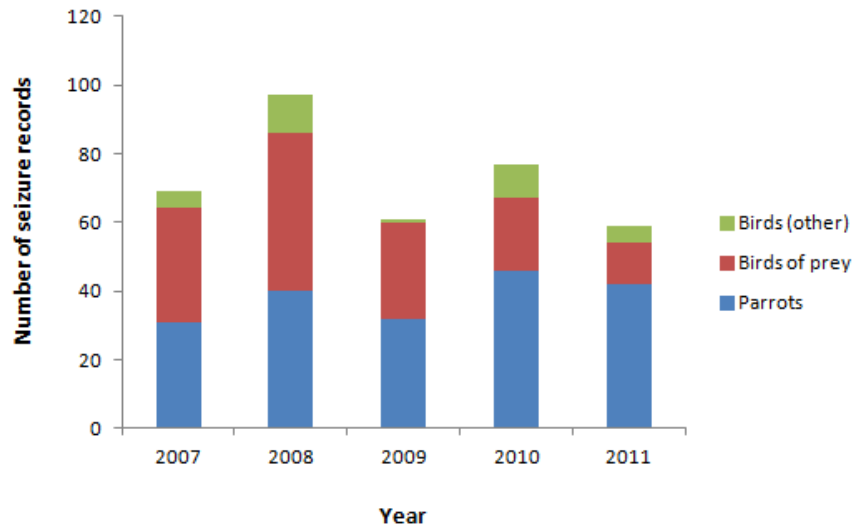
- The EU temporarily suspended imports of live birds between 2005 and mid-2007 in response to risks posed to animal health by the outbreak of H5N1 Avian Influenza in 2004. In 2007, revised import rules were adopted to better protect animal health including the prohibition of import of birds captured in the wild due to their unknown health status. Following the ban, a number of Member States raised concerns about a potential increase in illegal trade in live birds and their eggs for hatching, in particular of exotic species.⁹ Several investigations into the illegal trade in live birds (particularly parrots) and bird eggs have been carried out by EU Member States since 2005, including by the Czech Republic and Portugal, as well as international investigations involving Germany, Portugal, Brazil and INTERPOL (Operations Lora, Amazona, Linie, Oxossi).
- In spite of the above changes in the enforcement context since 2005, the analysis of the 2007-2011 seizure data did not identify any notable increases in numbers of seizure records involving live birds (or numbers of specimens seized) during this five-year period. However, a number of seizures of bird eggs have taken place in the EU since 2009, involving a total of over 300 specimens (compared to one specimen reported as seized in the preceding two years, 2007-2008) (see **Appendix II**). In addition, at the 26th meeting of the EU Enforcement Group in April 2013, Portugal reported on the results of two ongoing national investigations which detected 17 cases of private individuals involved in the illegal trade in parrots from Brazil. Around 400 parrots, including Annex A specimens, have been seized since 2011 (the majority due to a lack of documentation), with seizures in 2012 valued at EUR 210 000.¹⁰
- Parrots continued to represent a key taxonomic group in illegal trade in live birds involving the EU in 2012, according to significant seizure data reported by Member States. However, as Member States reported very few cases of significant border seizures of live bird shipments in 2012, it is difficult to identify important international trade routes from these data (the majority of cases involved the targeting of private premises as a result of intelligence/investigations). Of the important countries of export identified in the present analysis of 2007-2011 seizure data, Morocco was the only country that also appeared as a country of export in data on significant seizures reported by Member States for the 2012 briefings: Spain reported the seizure of 20 Senegal Parrots *Poicephalus senegalus* (App. II/Annex B) due to a lack of CITES documentation (no further information provided).¹¹
- Other notable seizures reported by Member States for recent briefings on important and emerging enforcement trends include the seizure of 10 hummingbirds Trochilidae spp. (App. II/Annex B) from a passenger arriving at a Dutch airport from Suriname in October 2012. Suriname was not, however, reported as a country of export in any live bird seizure records in the EU-TWIX database for 2007-2011. In addition, only three seizure records involving hummingbirds were reported in EU-TWIX during this five-year period, all seized by French authorities at an airport on 6 June 2010 (country of export not specified).

⁹ TRAFFIC (2011). *Illegal Trade in Birds*. Briefing prepared by TRAFFIC.

¹⁰ Minutes of the 26th Meeting of the EU Enforcement Group, April 2013.

¹¹ Spanish report on trends in illegal trade, significant seizures and prosecutions (submitted to the European Commission and TRAFFIC, February 2013).

Figure 32
Seizure records involving live birds and main taxonomic groups in trade reported by EU Member States in EU-TWIX, 2007-2011



SEIZURES OF LIVE BIRDS

Figure 34
EU Member States reporting seizures of live birds in EU-TWIX, showing number of seizure records (columns) and numbers of specimens (2007-2011)

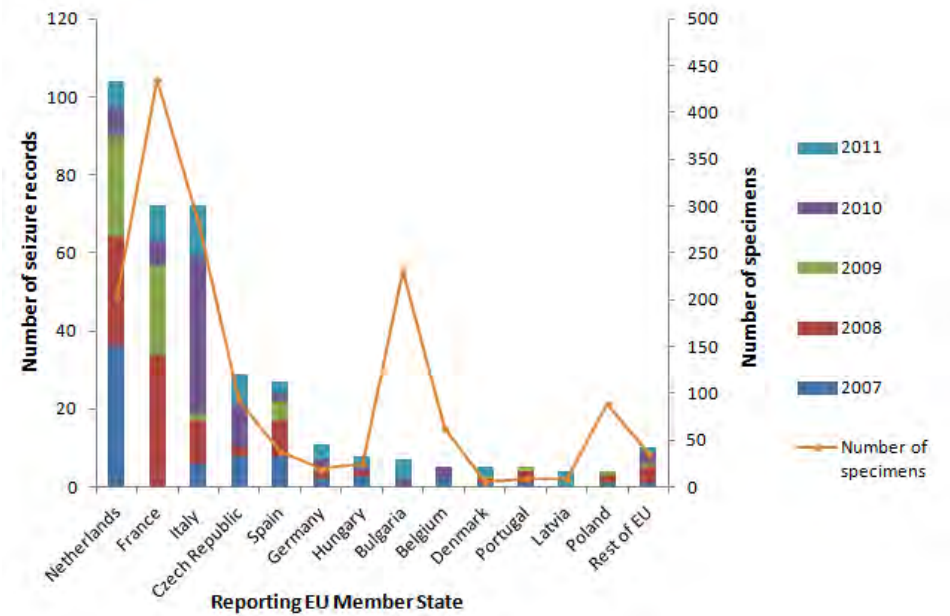
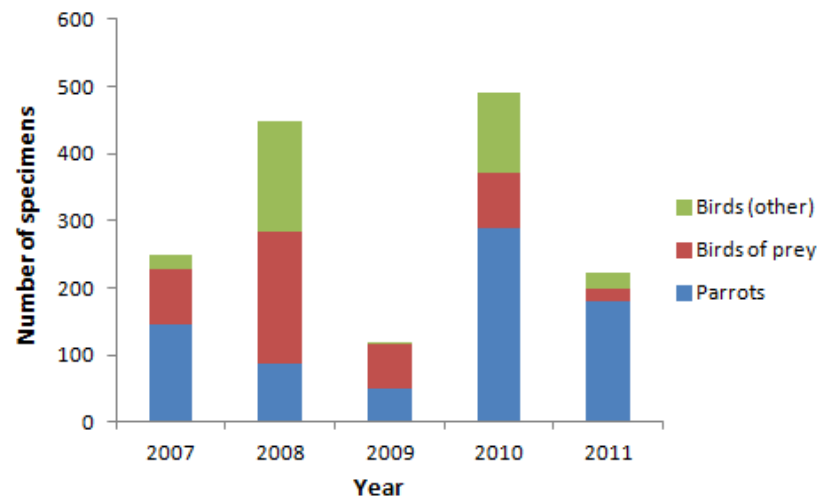


Figure 33
Number of specimens seized (live birds) reported by EU Member States in EU-TWIX, 2007-2011



Bird bodies, parts and derivatives

- A total of **257 seizure records** involving bird bodies, parts and derivatives were reported by EU Member States during the period 2007-2011.
- The majority (60%) of these records were seizures of **whole dead birds** (reported under the terms BOD or WHO), primarily of **birds of prey**. A total of 1998 whole dead birds were reported as seized in the EU during this five-year period; however, this total is inflated by one particularly large seizure of 1451 dead thrushes *Turdus* spp. (Annex D) seized by Hungarian authorities while *en route* between Romania and Italy. The main EU Member States reporting seizures of such specimens (in terms of numbers of seizure records) were Italy, Sweden, France, Germany and the Netherlands. No particularly significant trade routes were identified from the data.
- In terms of other types of specimen reported in seizures involving this commodity group:
 - **Skins** – a total of 13 seizure records, involving 138 bird skins, were reported during the period 2007-2011, all but one of which were seized upon entry into **Malta**. The UK, Italy and Germany were reported countries of origin of the skins (although this information was not provided for all records).
 - **Feathers** – a total of 68 seizure records, involving 1214 feathers, were reported during the period 2007-2011. Key countries of export (in terms of numbers of seizure records and/or numbers of specimens) included Brazil, India, Mexico, Peru, Suriname, Switzerland and the USA. Germany was the reported destination for over half of the seized feather specimens.

Comments

- Recent briefings on important and emerging enforcement trends highlight continuing illegal trade in parrot feathers to the EU, with significant seizures reported by Member States involving Macaw *Ara* spp. (App. I/II, Annex A/B) feathers illegally exported by postal parcel from Costa Rica and Peru (seized in Germany and the Czech Republic, respectively) and parrot Psittacidae spp. feathers exported by postal parcel from Suriname (seized in the Netherlands).
- A seizure that took place in December 2012 of several dead birds/bird skins from a passenger arriving in Malta on a flight from Germany also suggests a continuation of the above trend in bird skins entering Malta illegally from elsewhere in the EU.

e. MAMMALS

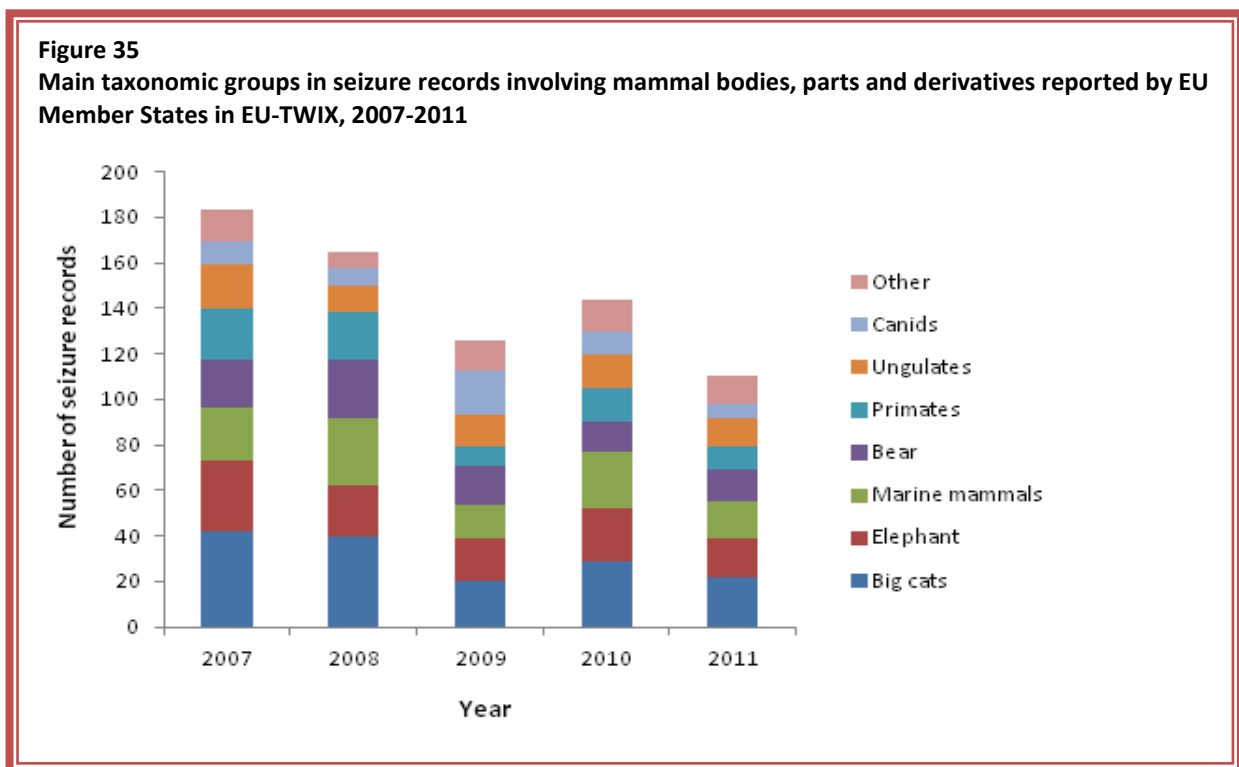
Mammal bodies, parts and derivatives

- A total of **728 seizure records** involving mammal bodies, parts and derivatives were reported by EU Member States during the period 2007-2011. This commodity group encompassed a diverse range of taxonomic groups and specimen types (discussed further below).
- The main taxonomic groups observed in these seizure records are shown in **Figure 35** and included the following:
 - **Big cats** – (153 seizure records, 441 specimens). Reported seizures involved *inter alia* skins, whole dead animals, skulls, claws, teeth, trophies and garments, with leading exporters (in terms of numbers of seizure records) including the USA, Namibia, Brazil, Nigeria, China, Zambia, Guinea and Suriname. Key species in trade included Ocelot *Leopardus pardalis*, Leopard *Panthera pardus* and Cheetah *Acinonyx jubatus* (all App. I/Annex A).
 - **Bears** – (90 seizure records, 175 specimens). Reported seizures involved *inter alia* skins, skulls, trophies (reported specifically as TRO) and claws, with leading exporters (in terms of numbers of seizure records) including the USA, Canada, Russia and Greenland. Key species in trade included American Black Bear *Ursus americanus* (App. II/Annex B), Brown Bear *Ursus arctos* (App. I/II, Annex B) and Polar Bear *Ursus maritimus* (App. II/Annex B).
 - **Primates** – (77 seizure records, 243 specimens). Reported seizures mainly involved skulls and whole dead animals (various species), with leading exporters (in terms of numbers of seizure records) including South Africa and Namibia. Several whole dead animals were also seized at French airports from the baggage of passengers arriving from Cameroon, Central African Republic and Congo (with a series of similar seizures involving dead pangolins also reported by France during this period). Although not specified in the relevant seizure records in the EU-TWIX database, it seems likely that these items were intended for consumption, i.e. as bushmeat (see below under **Comments** for further discussion).
 - **Ungulates** – (73 seizure records, 1458 specimens). Reported seizures involved a range of specimen types, with one particularly large seizure reported by Ireland of 881 carvings of Markhor *Capra falconeri* (App. I/Annex A) seized at a maritime port in 2007; country of export, India.
 - **Canids** – (54 seizure records, 119 specimens). Reported seizures primarily involved skins, with leading exporters (in terms of numbers of seizure records) including the USA, Canada and Russia. The main species in reported seizure records was the Grey Wolf *Canis lupus* (App. I/II, Annex A/B).

- Based on the assumption that each specimen reported under the CITES descriptions BOD, WHO, SKI, SKU and TRO (i.e. including whole dead animals, skins, skulls and trophies) equated to one individual animal, specimens of **989 individual mammals** were detected in illegal trade involving the EU during the period 2007-2011.¹² This included (in order of importance): 334 big cats, 218 primates, 129 ungulates, 94 canids and 86 bears.
- Germany was the leading reporter of seizure records involving this commodity group, followed by Denmark, the UK, the Netherlands and France.

Comments

- Recent briefings on important and emerging enforcement trends have not highlighted any major trends in illegal trade in mammal bodies, parts and derivatives involving the EU.
- Significant seizures reported by Belgium for 2012 did, however, include cases involving various types of bushmeat, including smoked monkeys and pangolins seized from the luggage of a passenger arriving from the Central African Republic (via Morocco) and roasted monkey bodies seized from the luggage of a passenger arriving from the Democratic Republic of Congo. These seizures indicate a continuation of the trend identified above from seizures reported by France during the period 2007-2011 (described above under **Primates**).



¹² It is recognised that this may result in an over-estimation of total numbers, for example, if a skull and skin are from the same animal – see Knapp, A. (2007) *A review of the European Union's import policies for hunting trophies*. A TRAFFIC Europe Report for the European Commission, Brussels, Belgium.

f. PLANTS

Live plants

- A total of 918 seizure records involving live plants were reported by EU Member States during the period 2007-2011. This represented a total of 179 535 individual plant specimens.
- The number of reported seizure records involving live plants increased in 2009 and 2010, as a result of increases in the number of seizures of live plants from postal parcels (**Figure 36**). While the number of seizures of live plants made from postal parcels was much greater compared to seizures from air and shipping freight, the number of specimens seized from freight was an order of magnitude greater (accounting for over 60% of total numbers of specimens seized).
- The main taxonomic groups in illegal trade involving the EU were (in order of importance in terms of number of seizure records): **orchids** Orchidaceae spp., **cacti** Cactaceae spp., **euphorbias** Euphorbiaceae spp. and **cycads** Cycadaceae spp. (all App. I/II, Annex A/B) (**Figure 37**). However, the majority of specimens seized during the period 2007-2011 in the EU were specimens of cacti (nearly 60%), with several particularly large seizures also reported involving cycads, tillandsias and amaryllids (**Figure 36**), for example:
 - **Cycads** – 11 000 specimens of *Cycas revoluta* (App. II/Annex B) seized by Dutch authorities from freight at Rotterdam port due to a lack of CITES documentation in 2008; country of export, Costa Rica.
 - **Tillandsia** – 16 000 specimens of *Tillandsia xerographica* (App. II/Annex B) again seized at Rotterdam port due to a lack of CITES documentation in 2009; country of export, Guatemala.
 - **Amaryllids** – 21 820 specimens of Snowdrop *Galanthus* spp. (App. II/Annex B) seized in Hungary due to a lack of CITES documentation in 2007 while *en route* by road from Romania to Germany via Austria.
- Although **Germany** reported the highest number of seizure records involving live plants during this period, **Belgium** and the **Netherlands** reported the highest numbers of specimens seized (**Figure 38**). However, as already described above for the Netherlands, this was primarily due to the reporting of a small number of particularly large seizures: for example, Belgium reported the seizure of 69 120 specimens of cactus Cactaceae spp. (App. I/II, Annex A/B) from air freight upon import from Ethiopia and destined for the Netherlands.
- **Thailand** was the country of export in half of reported seizure records (mostly involving orchids), with shipments being seized in Germany and, to a lesser extent, Belgium. Important countries of export involved in illegal trade in live plants to the EU also included: (i) the **USA** (for cacti and, to a lesser degree, orchids); (ii) **China** (for orchids, cacti and cycads); and (iii) **Switzerland** (mainly for orchids) (**Figure 39**).

Comments

- Recent briefings on important and emerging enforcement trends confirm the continued importance of orchids and cacti in illegal trade in live plants involving the EU, with Thailand (orchids, cacti) and China (cacti) remaining important countries of export in this trade to the EU. South Africa, Mexico and Indonesia are also identified as important exporters of live plants in recent shorter-term analyses (Indonesia and South Africa for cycads; and Mexico for cacti), representing a continuation of trends identified from the 2007-2011 data (see **Figure 39**).

Figure 36

Seizure records involving live plants including information on locations of seizures reported by EU Member States in EU-TWIX, 2007-2011

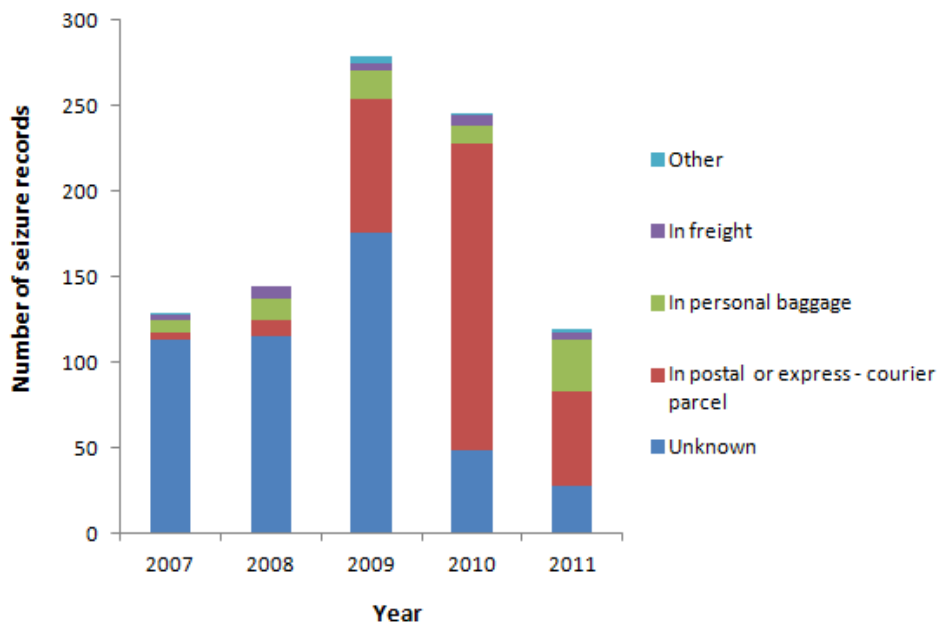


Figure 37

Number of live plant specimens seized across main taxonomic groups reported by EU Member States in EU-TWIX, 2007-2011, (columns indicate numbers of seizure records)

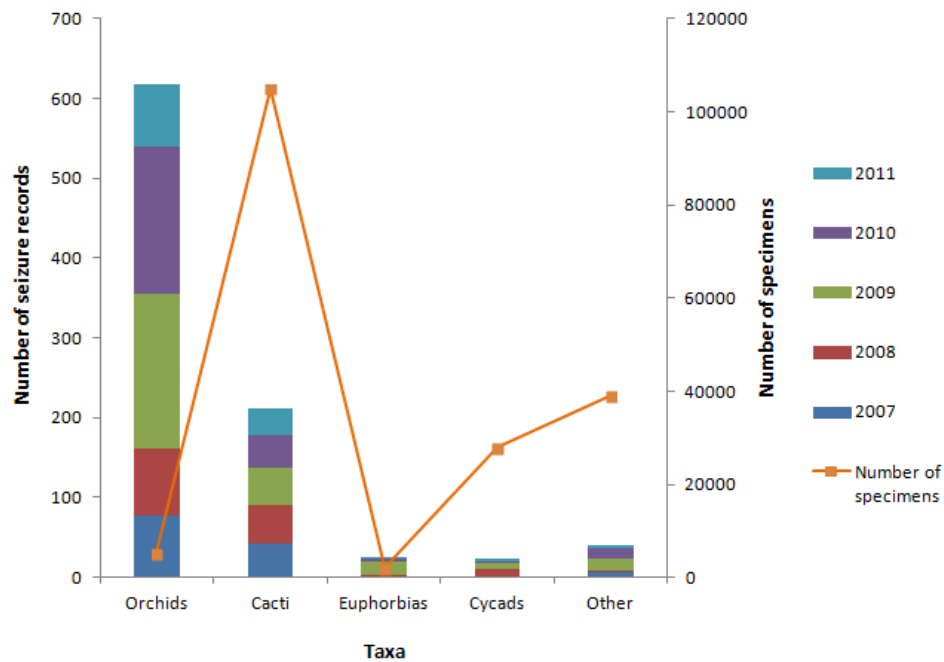


Figure 38

EU Member States reporting seizures of live plants in EU-TWIX, showing number of seizure records (columns) and numbers of specimens (2007-2011)

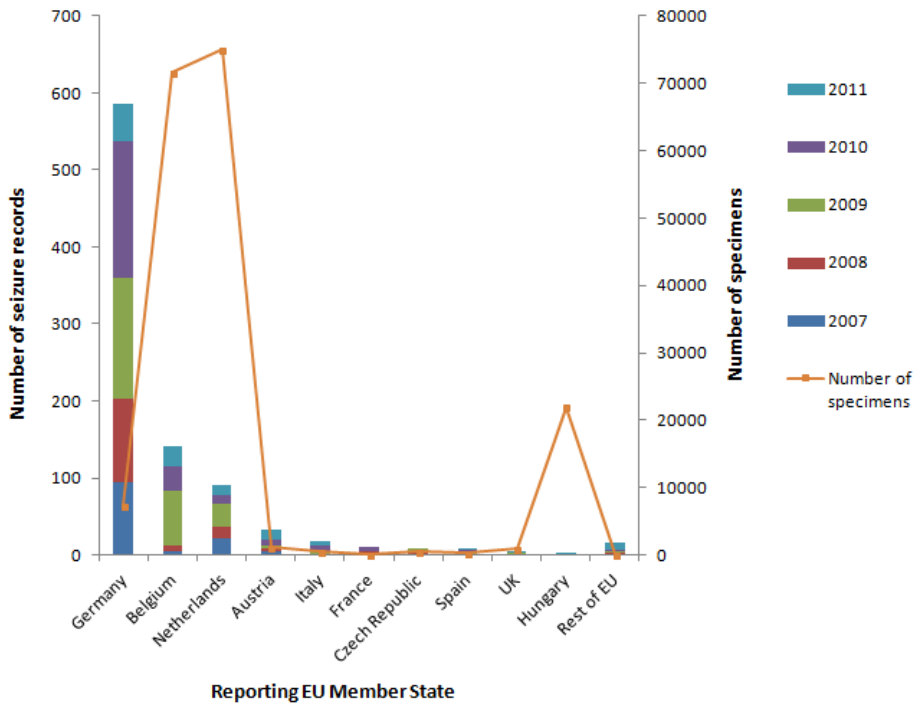
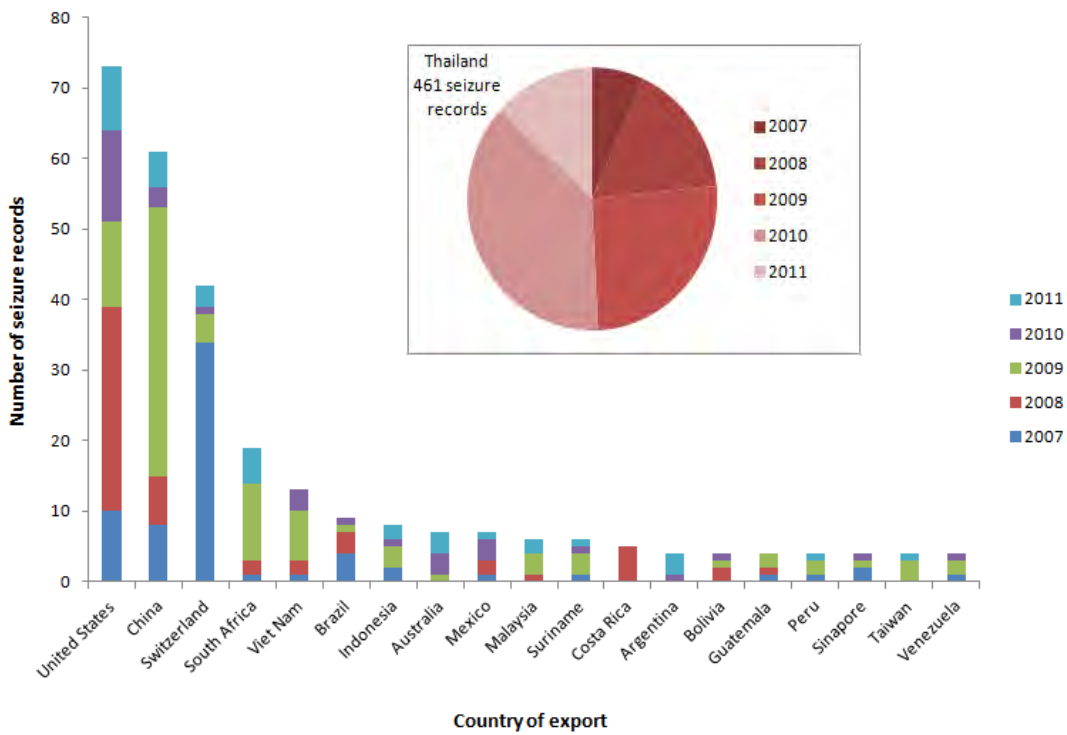


Figure 39

Main countries of export of live plants reported in EU-TWIX, 2007-2011



3. CONCLUSIONS AND RECOMMENDATIONS

The role of the EU in illegal trade in CITES-listed species

The analysis of EU-TWIX seizure data for the period 2007-2011 confirmed the EU as primarily an importing/destination region for illegal trade in CITES-listed wildlife, with main commodities in trade including medicinals, live reptiles, reptile leather products and skins, live plants and corals. Information from this longer-term analysis and recent shorter-term analyses of significant seizures has highlighted a number of key countries/territories of export for illegal trade to the EU. These include the USA, mainland China and Hong Kong, and Thailand, with Algeria, Morocco, Switzerland, Tunisia and the United Arab Emirates increasing in importance in recent years.

The EU is also involved as an intermediate stage in illegal trade routes for some taxa, reflected in seizures of shipments while in transit in EU Member States, primarily involving animal-derived medicinals (dead seahorses, pangolin scales) and ivory (generally smaller quantities of worked ivory – carvings, etc.) in passenger baggage and postal parcels, *en route* between West and Central Africa (and, for seahorses, also Central/South America) and China.

Below is a summary of key trends or aspects worth highlighting from the analysis of seizure data reported in EU-TWIX for the period 2007-2011 for selected commodity groups. It is noted, however, that any trends in illegal trade observed from the seizure data may be due to varying enforcement effort in reporting Member States over time. The possibility of capturing enforcement effort in future analyses of seizure data is discussed in the section below entitled **Data reporting issues**.

- **Medicinals** – reported seizures involving medicinals indicate continuing and, possibly, increasing illegal trade in this commodity group involving the EU, with trade dominated by products containing/derived from Costus Root *Saussurea costus* (App. I/Annex A), American Ginseng *Panax quinquefolius* (App. II/Annex B), Hoodia *Hoodia* spp. (App. II/Annex B), and orchid Orchidaceae spp. (App. I/II, Annex A/B). Increases in reported seizures involving medicinals have also been observed in recent years, including items containing/derived from Costus Root, Agarwood *Aquilaria* spp. (App. II/Annex B), African Cherry *Prunus africana* (App. II/Annex B) and Aloe *Aloe* spp. (App. I/II, Annex A/B), and also containing/comprising dead seahorses *Hippocampus* spp. (App. II/Annex B).
- **Ivory** – reported seizures highlight ivory as an ongoing and potentially increasingly important characteristic of illegal wildlife trade involving the EU, although the quantities of ivory seized in the EU are relatively small compared to those seized in other regions. Seizures were often made in transit in EU Member States (e.g. in Belgium, France, Germany and Portugal) *en route* from Central and West Africa to Asia, particularly mainland China.
- **Live reptiles** – during the period 2007-2011, the illegal trade in live reptiles involving the EU was dominated by exports of live tortoises (mainly Spur-thighed Tortoise *Testudo graeca* [App. II/Annex A]) from North African countries such as Algeria, Morocco and Tunisia, with Albania emerging as an important country of export in 2011. Spain, France, Germany and Italy were the leading countries of destination for these exports, with the number of seizure records reported by Italy increasing in 2011. The export of live tortoises to the EU appears to be a continuing feature of illegal trade involving the EU according to reported seizure data.

- **Reptile bodies, parts and derivatives** – the number of seizure records involving (substantially unprocessed) reptile skins declined over the period 2007-2011, while reported seizures involving other parts and derivatives of reptiles remained relatively constant. Leather products were the most common type of item observed in illegal trade involving this commodity group, with various species of crocodile and snake the key taxa in trade. No particularly notable trade routes were observed from the data, although leading countries of export included the USA, Nigeria, Switzerland, Thailand and Viet Nam.
- **Live plants** – reported seizures indicate continued illegal trade in live plants involving the EU, primarily involving orchids *Orchidaceae* spp, cacti *Cactaceae* spp., euphorbias *Euphorbia* spp. and cycads *Cycas* spp. (all App. I/II, Annex A/B). Several large seizures were also reported involving species of other families, including *Bromeliaceae* and *Amaryllidaceae*. China, Switzerland, Thailand and the USA, were identified as important countries of export, with Belgium, Germany and the Netherlands reporting the highest numbers of live plant seizures during this period.

Overall, this longer-term analysis of seizure data does not reveal any unexpected trends in illegal trade involving the EU, with the majority of trends having also been identified from significant seizure data reported by EU Member States for recent six-monthly analyses. As such, these shorter-term analyses would appear to be fulfilling their purpose in identifying important and emerging enforcement trends.

Enforcement co-operation with third countries

A number of notable trends in illegal trade involving third countries of export (and, to a lesser extent, of destination) have been identified in this Report. **It is recommended that this information be shared with the relevant third countries involved, with a view to enhancing enforcement co-operation/coordination with EU Member States.**

Selected examples of key third countries with which information might be shared include:

- **Algeria** (for exports of live reptiles, including tortoises and also lizards, and also possibly live parrots to the EU);
- **mainland China and Hong Kong** (for exports to the EU of medicinals containing/derived from *inter alia* Costus Root, American Ginseng and Hoodia, and containing/comprising parts of big cat species and Musk Deer; and as destinations for ivory exported primarily from Central and West Africa and seized while in transit in the EU);
- **Democratic Republic of Congo** (for exports of ivory seized while in transit in the EU *en route* to China);
- **Ghana** (for exports of medicinals to the EU containing/derived from Aloe; for exports of live reptiles to the EU; and for exports of ivory seized while in transit in the EU *en route* to China);
- **Guinea** (for exports of dead seahorses and ivory seized while in transit in the EU *en route* to mainland China and Hong Kong);
- **India** (for exports of medicinals to the EU, including items containing/derived from orchids);
- **Indonesia** (for exports of live reptiles, including snakes and lizards, and live plants to the EU);
- **Morocco** (for exports of live reptiles, including tortoises and also chameleons, and also possibly live parrots to the EU);

- **Nigeria** (for exports of reptile skins to the EU; and exports of ivory seized while in transit in the EU *en route* to China);
- **Peru** (for exports of dead seahorses, seized while in transit in the EU *en route* to mainland China and Hong Kong);
- **Switzerland** (for exports to the EU of medicinals containing/derived from Costus Root and for exports of live orchids to the EU);
- **Thailand** (for exports to the EU of various plant and animal-derived medicinals, live orchids, live snakes and reptile skins);
- **Tunisia** (for exports of live reptiles, including tortoises and also chameleons, to the EU);
- the **USA** (for exports of medicinals containing/derived from Hoodia to the EU, for exports of reptile skins and leather products to the EU, and for exports of live plants to the EU);
- **Viet Nam** (for exports of various animal-derived medicinals to the EU).

Data reporting issues

Information on some aspects of seizures of interest for analyses of trends is often lacking when data are reported to the EU-TWIX database by EU enforcement agencies. These include whether the seizure took place at a border (and, if so, whether on import, (re-)export or while in transit) or as a result of internal controls; where the seizure took place (at an airport, maritime port, mail centre or at a private premise, etc.); and where the specimens/items were found (in personal baggage, inside a vehicle, in a mail parcel, etc.). In addition, in the case of reported seizures made at borders, information may not always be provided on the third countries from/to which shipments were exported/destined, or on third countries (or other EU Member States) involved as points of transit. Therefore, in order to improve the quality of future analyses and to allow for the more accurate determination of trends in illegal trade and key trade routes, **Member States are encouraged to record as much information as possible on their seizures and to include this information in their submissions to the WCO and EU-TWIX databases**, including the information described above, where available.

Furthermore, as already noted above, increases or decreases in numbers of seizures observed in this, and other, analyses of seizure data cannot be used as an indicator of whether illegal trade is increasing or decreasing without corresponding information on enforcement effort. Recent shorter-term briefings on important and emerging enforcement trends have shown how information provided on enforcement effort can help to explain trends in reported seizures, for example, recent targeting by UK authorities of Agarwood shipments at airports and maritime ports may explain the increases in Agarwood seizure records observed in 2011. In order to facilitate the determination of trends in levels of illegal trade involving the EU in future (shorter and longer-term) analyses of seizure data, it is recommended that the **EU consider how enforcement effort in the EU could be measured and whether any additional information would be required from Member States for this purpose**.

APPENDIX I - CITES descriptions used for reporting of seizure data in EU-TWIX

BAR - Bark
BOD - Bodies (whole dead animals)
BON - Bones (including jaws)
BOP - Piece of bone (unworked)
BUL - Bulbs
CAL - Calipee or calipash (turtle cartilage for soup)
CAP - Raw or unworked carapace
CAR - Carvings (finish wood products, horn, bone)
CAV - Caviar (unfertilized, dead, processed eggs)
CHP - Timber chips
CLA - Claws
CLO - Cloth
COR - Whole corals
CUL - Cultures (artificially propagated plants)
DER - Derivatives (other than those in the list)
DPL - Dried plants
EAR - Ear (usually elephant)
EGG - Eggs whole, dead or "emptied (Not caviar)
EGL - Eggs (live of birds, of reptiles, etc.)
EXT - Extract (usually plant extracts)
FEA - Feathers
FIB - Fibres (e.g. plant fibre but includes strings of tennis rackets)
FIG - Fingerlings (juvenile fish of one or two years of age for the aquarium trade, hatcheries or for release operations)

FIN - Fins (fresh, frozen or dried fins and parts of fins)
FLO - Flowers
FOO - Foot / leg (of elephants, rhinoceros, crocodile, etc.)
FPT - Flower pots
FRU - Fruits
GAB - Gall bladder
GAL - Gall
GAR - Clothing (incl. gloves and hats but not shoes)
GEN - Genitalia
GRS - Graft rootstock
HAI - Hair
HOP - Pieces of horn (unworked, incl. offcuts)
HOR - Horns (incl. antlers)
IVP - Pieces of ivory (unworked, incl. offcuts)
LEG - Frogs legs
LIV - Live specimens
LOG - Logs (all unworked timbers, whether or not stripped of bark or sapwood, or roughly squared, for processing notably into sawn wood, pulpwood or veneer sheets)
LPL - Large leather product (briefcases, furniture, suitcases, travel trunks)
LPS - Small leather product (belts, braces, bicycle saddles, etc.)
LVS - Leaves
MEA - Meat (incl. fish)
MED - Medicine
MUS - Musk
OIL - Oil (from turtles, seals, whales, etc.)

PLA - Plates of fur skins
POW - Powder
ROO - Root (bulbs, corms or tubers)
SAL - Logs (usually unworked timbers)
SAW - Sawn wood (normally exceeding 6mm in thickness)
SCA - Scales (of turtles, other reptiles, pangolin, etc.)
SEE - Seeds
SHE - Shells
SID - Sides (sides or flanks of skins)
SKE - Skeletons
SKI - Skins (whole, raw or tanned)
SKP - Skin pieces
SKU - Skulls
SOU - Soup (e.g. of turtle)
SPE - Scientific samples (blood, tissue, etc.)
STE - Stems (plant)
SWI - Swim bladder (hydrostatic organ of fish, including isinglass / sturgeon glue)
TAI - Tail (of caiman, fox, etc.)
TEE - Tooth (of whale, lion, hippopotamus, etc.)
TIM - Timber (unworked timber except saw-logs and sawn wood)
TRO - Trophy (all the trophy parts of one animal if they are exported together)
TUS - Tusks (whole, whether or not worked, incl. tusks of elephant, hippopotamus, walrus and narwhal)
VEN - Wood Veneer
WAX - Wax (incl. Amber)
WHO - Whole entire dead animal or plant

APPENDIX II - Overview of key aspects of selected additional commodity groups of possible interest to EU enforcement authorities

	Number of seizure records reported by EU Member States (2007-2011)	Quantity in illegal trade (e.g. no. of specimens, mass in kg)	Main taxa/species in seizures	Important countries of export (numbers of seizure records or quantity)	Important countries of destination (numbers of seizure records or quantity)	Reporting EU Member States (number of seizure records)	Other comments
Bird eggs	12 records	302 specimens (nearly all of which were reported since 2009)	Primarily various species of parrot Psittaciformes (App. I/II, Annex A/B)	Brazil	Portugal	Portugal (also UK)	EU import ban for wild-taken bird specimens in place from 2007 (with temporary suspension from 2005). Seizure data could indicate increasing illegal trade in bird eggs during 2007-2011; however, may be the result of increased enforcement effort - several investigations into illegal trade in live birds and their eggs during this period in <i>inter alia</i> CZ, DE and PT (see Live Birds section). A total of 100 eggs were seized by Portuguese Customs from passengers travelling by air from Brazil during 2011 (reported value of EUR 115 000).
Caviar	508 records	4104 kg	Various species of Acipenseriformes (often not specified)	Ukraine, Russian Federation (also Azerbaijan)	France, Germany (also UK)	France, Germany (also UK)	Over 75% of seizures involved 1 kg of caviar or less. Quantity seized (2007-2011) dominated by a few large seizures.
Corals	2174 records	14 083 specimens + 8557 kg	Mainly species of stony coral of the order Scleractinia (App. II/Annex B)	Thailand, Egypt, Indonesia, Brazil, Seychelles	Germany, Netherlands, Poland, France, UK	Germany, Netherlands, Poland, Spain	Of consistent and continued importance (2007-2011), also featuring in recent shorter-term analyses of seizures (with Indonesia as a continued country of export)
Eels	10 records	11 141 specimens + 2375 kg	European Eel <i>Anguilla anguilla</i> (App. II/Annex B)	Insufficient data (numbers of seizure records/ information reported)	Insufficient data (numbers of seizure records/ information reported)	Various	Quantities seized dominated by 3 large seizures reported by Netherlands and Denmark in 2010.

	Number of seizure records reported by EU Member States (2007-2011)	Quantity in illegal trade (e.g. no. of specimens, mass in kg)	Main taxa/species in seizures	Important countries of export (numbers of seizure records or quantity)	Important countries of destination (numbers of seizure records or quantity)	Reporting EU Member States (number of seizure records)	Other comments
Invertebrate bodies, parts and derivatives	446 records	2945 specimens + 2877 kg	Queen Conch <i>Strombus gigas</i> (App. II/Annex B), Giant Clams <i>Tridacna</i> spp. (App. II/Annex B), Birdwing Butterflies (App. I/II, Annex A/B), Date Mussel <i>Lithophaga lithophaga</i> (App. I/II, Annex A/B)	Various, including Thailand, Malaysia, Philippines, Indonesia, Egypt, Dominican Republic, Brazil	Germany, Netherlands, Poland, Czech Republic, France, Italy	Mainly Germany, also Netherlands, Spain, Czech Republic, Poland	Majority of seizure records (70%) involved fewer than 5 specimens. Total numbers of specimens and mass seized dominated by a few larger seizures (e.g. of Date Mussels). Seizures of dead Birdwing Butterflies and Date Mussels have also featured in recent shorter-term analyses of seizures (e.g. briefing prepared for EG26).
Timber	19 records	286 467 specimens (timber pieces, logs) + 9700 kg sawn wood + 58 m ³ reported as "derivatives"	Mahogany <i>Swietenia</i> spp. (App. II/Annex B), Brazilian Rosewood <i>Dalbergia nigra</i> (App. I/Annex A), Ramin <i>Gonstylus bacanus</i> (App. II/Annex B), Afromosia <i>Pericopsis elata</i> (App. II/Annex B)	Insufficient data (numbers of seizure records/ information reported)	Insufficient data (numbers of seizure records/ information reported)	Netherlands (reported over half of records)	Too few records to discern trends. (Note also that 4 seizure records were reported by the UK involving >44 000 pieces of Ramin "derivative" imported from Taiwan)